

Round 1 EMRA

Mallory Park

1st March 2009



Results Provided by Saturn Timing Ltd

EMRA Club Championships - Round 1

Sorted on Best Lap time

70-125cc Formula Machines

Mallory Park 1.390 Miles

Qualifying

01/03/2009 09:32

Qualify

Pos	No.	Class	Name	Make	Engine	Best Tm	Diff	Gap	Best Spd	In Lap	2nd Best	2nd Spd	2nd Lap
1	15	GP125	Adam Robinson	Honda	125	59.441	-	-	84.184	8	1:01.011	82.018	7
2	10	GP125	Danny Smith	Honda GP	125	59.707	+0.266	+0.266	83.809	11	1:00.165	83.171	9
3	7	GP125	David Renz	Honda	125	1:00.540	+1.099	+0.833	82.656	9	1:00.743	82.380	7
4	46	GP125	Ross Walker	Honda	125	1:00.848	+1.407	+0.308	82.238	9	1:00.951	82.099	10
5	5	GP125	John Lea	Honda	125	1:00.894	+1.453	+0.046	82.176	10	1:01.188	81.781	8
6	4	GP125	Curtis Wright	Honda	125	1:01.477	+2.036	+0.583	81.396	9	1:01.965	80.755	6
7	25	GP125	Elliot Lodge	Honda RS	125	1:03.277	+3.836	+1.800	79.081	8	1:04.299	77.824	11
8	20	F125	Lee Jackson	Aprilia RS	125	1:04.190	+4.749	+0.913	77.956	8	1:04.306	77.815	10
9	44	GP125	Gavin Perkins	Honda	125	1:04.258	+4.817	+0.068	77.874	6	1:05.150	76.807	4
10	17	GP125	Tom Carne	Honda RS	125	1:05.301	+5.860	+1.043	76.630	8	1:05.734	76.125	5
11	100	F125	Connor Tagg	Aprilia	125	1:05.735	+6.294	+0.434	76.124	8	1:05.920	75.910	10
12	57	F125	Daniel Murphy	Aprilia RS	125	1:06.297	+6.856	+0.562	75.479	7	1:06.378	75.386	6
13	6	F125	Benjamin Gautrey	Aprilia	125	1:06.518	+7.077	+0.221	75.228	9	1:06.719	75.001	8
14	111	F125	Jed Bird	Aprilia RS	125	1:07.311	+7.870	+0.793	74.341	8	1:08.832	72.699	5
15	72	GP125	Ricky Tarren	Honda GP	125	1:09.396	+9.955	+2.085	72.108	9	1:12.809	68.728	7
16	73	F125	Sam Cherry	Aprilia	125	1:09.401	+9.960	+0.005	72.103	5	1:09.655	71.840	6
17	32	F125	Stuart Wilson	Aprilia	125	1:10.133	+10.692	+0.732	71.350	7	1:10.503	70.976	6
18	22	GP125	Wesley Seaman	Honda	125 Pre 9	1:10.994	+11.553	+0.861	70.485	6	1:12.329	69.184	4
19	23	F125	Luke Frearson	Aprilia	125	1:11.196	+11.755	+0.202	70.285	7	1:11.551	69.936	9
20	35	F125	Thomas Chell	Aprilia	125	1:13.206	+13.765	+2.010	68.355	6	1:13.218	68.344	4
21	85	GP125	Lee Ewbank	Honda	125 Pre 9	1:13.371	+13.930	+0.165	68.201	3	1:13.373	68.199	4
22	114	GP125	Sam Hornsey	Honda	125	1:15.327	+15.886	+1.956	66.430	2	----	-	1
23	19	F125	Joshu Boyd	Aprilia RS	125	1:16.962	+17.521	+1.635	65.019	8	1:17.440	64.618	6
24	30	F125	James Widdowson	Aprilia	125	1:17.641	+18.200	+0.679	64.450	5	1:18.584	63.677	4
25	36	80	Bradley Hughes	Conti	80	1:19.287	+19.846	+1.646	63.112	7	1:19.563	62.894	8
26	8	80	Ryan Brain	Conti V3	80	1:20.639	+21.198	+1.352	62.054	4	1:20.926	61.834	3
27	12	F125	Chester Buckle	Aprilia	125	1:32.551	+33.110	+11.912	54.067	8	1:33.390	53.582	6

EMRA Club Championships - Round 1

70-125cc Formula Machines

Mallory Park 1.390 Miles

Qualifying

01/03/2009 09:32

Qualify

Lap	Lap Tm	Diff	Time of Day
(15) Adam Robinson			
1	-:--		9:32:35.946
2	1:09.008	+9.567	9:33:44.954
3	1:04.841	+5.400	9:34:49.795
4	1:03.532	+4.091	9:35:53.327
5	2:40.323	+1:40.882	9:38:33.650
6	1:01.369	+1.928	9:39:35.019
7	1:01.011	+1.570	9:40:36.030
8	59.441	-	9:41:35.471
9	1:03.135	+3.694	9:42:38.606
10	1:04.699	+5.258	9:43:43.305

Lap	Lap Tm	Diff	Time of Day
(10) Danny Smith			
1	-:--		9:32:36.293
2	1:07.312	+7.605	9:33:43.605
3	1:03.293	+3.586	9:34:46.898
4	1:02.407	+2.700	9:35:49.305
5	1:00.668	+0.961	9:36:49.973
6	1:00.805	+1.098	9:37:50.778
7	1:00.802	+1.095	9:38:51.580
8	1:02.276	+2.569	9:39:53.856
9	1:00.165	+0.458	9:40:54.021
10	1:00.965	+1.258	9:41:54.986
11	59.707	-	9:42:54.693
12	1:02.096	+2.389	9:43:56.789

Lap	Lap Tm	Diff	Time of Day
(7) David Renz			
1	-:--		9:35:12.963
2	1:04.189	+3.649	9:36:17.152
3	1:03.664	+3.124	9:37:20.816
4	1:02.042	+1.502	9:38:22.858
5	1:02.108	+1.568	9:39:24.966
6	1:01.112	+0.572	9:40:26.078
7	1:00.743	+0.203	9:41:26.821
8	1:03.120	+2.580	9:42:29.941
9	1:00.540	-	9:43:30.481

Lap	Lap Tm	Diff	Time of Day
(46) Ross Walker			
1	-:--		9:32:36.680
2	1:09.622	+8.774	9:33:46.302
3	1:04.813	+3.965	9:34:51.115
4	1:04.677	+3.829	9:35:55.792
5	1:02.206	+1.358	9:36:57.998
6	1:02.409	+1.561	9:38:00.407
7	1:04.702	+3.854	9:39:05.109
8	1:01.197	+0.349	9:40:06.306
9	1:00.848	-	9:41:07.154
10	1:00.951	+0.103	9:42:08.105
11	1:01.574	+0.726	9:43:09.679

Lap	Lap Tm	Diff	Time of Day
(5) John Lea			
1	-:--		9:33:14.101
2	1:08.356	+7.462	9:34:22.457
3	1:04.385	+3.491	9:35:26.842
4	1:03.697	+2.803	9:36:30.539
5	1:05.397	+4.503	9:37:35.936
6	1:02.350	+1.456	9:38:38.286
7	1:01.587	+0.693	9:39:39.873
8	1:01.188	+0.294	9:40:41.061
9	1:02.607	+1.713	9:41:43.668
10	1:00.894	-	9:42:44.562
11	1:02.375	+1.481	9:43:46.937

Lap	Lap Tm	Diff	Time of Day
(4) Curtis Wright			
1	-:--		9:32:37.549

Lap	Lap Tm	Diff	Time of Day
2	1:09.316	+7.839	9:33:46.865
3	1:04.486	+3.009	9:34:51.351
4	1:04.785	+3.308	9:35:56.136
5	1:02.267	+0.790	9:36:58.403
6	1:01.965	+0.488	9:38:00.368
7	1:03.927	+2.450	9:39:04.295
8	1:02.293	+0.816	9:40:06.588
9	1:01.477	-	9:41:08.065
10	1:02.450	+0.973	9:42:10.515
11	1:03.441	+1.964	9:43:13.956

Lap	Lap Tm	Diff	Time of Day
(25) Elliot Lodge			
1	-:--		9:32:39.462
2	1:09.625	+6.348	9:33:49.087
3	1:07.023	+3.746	9:34:56.110
4	1:07.875	+4.598	9:36:03.985
5	1:05.696	+2.419	9:37:09.681
6	1:04.510	+1.233	9:38:14.191
7	1:05.816	+2.539	9:39:20.007
8	1:03.277	-	9:40:23.284
9	1:04.914	+1.637	9:41:28.198
10	1:07.624	+4.347	9:42:35.822
11	1:04.299	+1.022	9:43:40.121

Lap	Lap Tm	Diff	Time of Day
(20) Lee Jackson			
1	-:--		9:32:40.740
2	1:15.830	+11.640	9:33:56.570
3	1:11.893	+7.703	9:35:08.463
4	1:10.235	+6.045	9:36:18.698
5	1:07.401	+3.211	9:37:26.099
6	1:06.026	+1.836	9:38:32.125
7	1:04.587	+0.397	9:39:36.712
8	1:04.190	-	9:40:40.902
9	1:04.710	+0.520	9:41:45.612
10	1:04.306	+0.116	9:42:49.918
11	1:06.431	+2.241	9:43:56.349

Lap	Lap Tm	Diff	Time of Day
(44) Gavin Perkins			
1	-:--		9:37:20.365
2	1:07.544	+3.286	9:38:27.909
3	1:05.687	+1.429	9:39:33.596
4	1:05.150	+0.892	9:40:38.746
5	1:05.978	+1.720	9:41:44.724
6	1:04.258	-	9:42:48.982
7	1:08.135	+3.877	9:43:57.117

Lap	Lap Tm	Diff	Time of Day
(17) Tom Carne			
1	-:--		9:35:41.779
2	1:09.567	+4.266	9:36:51.346
3	1:06.307	+1.006	9:37:57.653
4	1:07.357	+2.056	9:39:05.010
5	1:05.734	+0.433	9:40:10.744
6	1:06.293	+0.992	9:41:17.037
7	1:06.639	+1.338	9:42:23.676
8	1:05.301	-	9:43:28.977

Lap	Lap Tm	Diff	Time of Day
(100) Connor Tagg			
1	-:--		9:32:42.991
2	1:18.948	+13.213	9:34:01.939
3	1:13.506	+7.771	9:35:15.445
4	1:12.883	+7.148	9:36:28.328
5	1:10.455	+4.720	9:37:38.783
6	1:08.659	+2.924	9:38:47.442
7	1:08.270	+2.535	9:39:55.712
8	1:05.735	-	9:41:01.447
9	1:06.760	+1.025	9:42:08.207

Lap	Lap Tm	Diff	Time of Day
10	1:05.920	+0.185	9:43:14.127
(57) Daniel Murphy			
1	-:--		9:32:44.770
2	1:16.074	+9.777	9:34:00.844
3	1:09.006	+2.709	9:35:09.850
4	1:10.549	+4.252	9:36:20.399
5	1:07.452	+1.155	9:37:27.851
6	1:06.378	+0.081	9:38:34.229
7	1:06.297	-	9:39:40.526
8	1:07.083	+0.786	9:40:47.609
9	1:08.105	+1.808	9:41:55.714
10	1:06.551	+0.254	9:43:02.265

Lap	Lap Tm	Diff	Time of Day
(6) Benjamin Gautrey			
1	-:--		9:32:40.729
2	1:20.115	+13.597	9:34:00.844
3	1:14.320	+7.802	9:35:15.164
4	1:13.129	+6.611	9:36:28.293
5	1:10.376	+3.858	9:37:38.669
6	1:08.814	+2.296	9:38:47.483
7	1:09.111	+2.593	9:39:56.594
8	1:06.719	+0.201	9:41:03.313
9	1:06.518	-	9:42:09.831
10	1:07.393	+0.875	9:43:17.224

Lap	Lap Tm	Diff	Time of Day
(111) Jed Bird			
1	-:--		9:32:42.045
2	1:20.353	+13.042	9:34:02.398
3	1:17.724	+10.413	9:35:20.122
4	1:10.708	+3.397	9:36:30.830
5	1:08.832	+1.521	9:37:39.662
6	1:11.006	+3.695	9:38:50.668
7	1:09.315	+2.004	9:39:59.983
8	1:07.311	-	9:41:07.294

Lap	Lap Tm	Diff	Time of Day
(72) Ricky Tarren			
1	-:--		9:32:39.919
2	1:34.607	+25.211	9:34:14.526
3	1:26.666	+17.270	9:35:41.192
4	1:20.513	+11.117	9:37:01.705
5	1:13.024	+3.628	9:38:14.729
6	1:12.931	+3.535	9:39:27.660
7	1:12.809	+3.413	9:40:40.469
8	1:15.458	+6.062	9:41:55.927
9	1:09.396	-	9:43:05.323

Lap	Lap Tm	Diff	Time of Day
(73) Sam Cherry			
1	-:--		9:35:27.502
2	1:14.311	+4.910	9:36:41.813
3	1:13.113	+3.712	9:37:54.926
4	1:10.219	+0.818	9:39:05.145
5	1:09.401	-	9:40:14.546
6	1:09.655	+0.254	9:41:24.201
7	1:13.230	+3.829	9:42:37.431
8	1:11.974	+2.573	9:43:49.405

Lap	Lap Tm	Diff	Time of Day
(32) Stuart Wilson			
1	-:--		9:34:13.587
2	1:17.235	+7.102	9:35:30.822
3	1:14.236	+4.103	9:36:45.058
4	1:11.877	+1.744	9:37:56.935
5	1:12.882	+2.749	9:39:09.817
6	1:10.503	+0.370	9:40:20.320
7	1:10.133	-	9:41:30.453
8	1:11.230	+1.097	9:42:41.683

EMRA Club Championships - Round 1

70-125cc Formula Machines

Mallory Park 1.390 Miles

Qualifying

01/03/2009 09:32

Qualify

Lap	Lap Tm	Diff	Time of Day
9	1:15.077	+4.944	9:43:56.760

(22) Wesley Seaman

1	-:---		9:37:38.295
2	1:18.280	+7.286	9:38:56.575
3	1:14.398	+3.404	9:40:10.973
4	1:12.329	+1.335	9:41:23.302
5	1:12.561	+1.567	9:42:35.863
6	1:10.994	-	9:43:46.857

(23) Luke Frearson

1	-:---		9:33:19.607
2	1:29.197	+18.001	9:34:48.804
3	1:17.990	+6.794	9:36:06.794
4	1:16.912	+5.716	9:37:23.706
5	1:14.230	+3.034	9:38:37.936
6	1:11.809	+0.613	9:39:49.745
7	1:11.196	-	9:41:00.941
8	1:17.047	+5.851	9:42:17.988
9	1:11.551	+0.355	9:43:29.539

(35) Thomas Chell

1	-:---		9:33:11.395
2	1:26.394	+13.188	9:34:37.789
3	1:18.394	+5.188	9:35:56.183
4	1:13.218	+0.012	9:37:09.401
5	1:13.926	+0.720	9:38:23.327
6	1:13.206	-	9:39:36.533
7	1:16.153	+2.947	9:40:52.686
8	1:13.240	+0.034	9:42:05.926
9	1:16.065	+2.859	9:43:21.991

(85) Lee Ewbank

1	-:---		9:37:39.973
2	1:17.082	+3.711	9:38:57.055
3	1:13.371	-	9:40:10.426
4	1:13.373	+0.002	9:41:23.799
5	1:14.222	+0.851	9:42:38.021
6	1:13.935	+0.564	9:43:51.956

(114) Sam Hornsey

1	-:---		9:33:37.549
2	1:15.327	-	9:34:52.876

(19) Joshu Boyd

1	-:---		9:33:34.046
2	1:41.748	+24.786	9:35:15.794
3	1:24.937	+7.975	9:36:40.731
4	1:21.183	+4.221	9:38:01.914
5	1:19.048	+2.086	9:39:20.962
6	1:17.440	+0.478	9:40:38.402
7	1:17.561	+0.599	9:41:55.963
8	1:16.962	-	9:43:12.925

(30) James Widdowson

1	-:---		9:35:56.592
2	1:25.848	+8.207	9:37:22.440
3	1:19.768	+2.127	9:38:42.208
4	1:18.584	+0.943	9:40:00.792
5	1:17.641	-	9:41:18.433
6	1:19.022	+1.381	9:42:37.455
7	1:19.501	+1.860	9:43:56.956

(36) Bradley Hughes

1	-:---		9:32:58.257
2	1:39.252	+19.965	9:34:37.509

Lap	Lap Tm	Diff	Time of Day
3	1:27.816	+8.529	9:36:05.325
4	1:22.271	+2.984	9:37:27.596
5	1:21.047	+1.760	9:38:48.643
6	1:19.619	+0.332	9:40:08.262
7	1:19.287	-	9:41:27.549
8	1:19.563	+0.276	9:42:47.112

(8) Ryan Brain

1	-:---		9:36:31.977
2	1:23.418	+2.779	9:37:55.395
3	1:20.926	+0.287	9:39:16.321
4	1:20.639	-	9:40:36.960
5	1:22.867	+2.228	9:41:59.827
6	1:21.896	+1.257	9:43:21.723

(12) Chester Buckle

1	-:---		9:32:46.675
2	1:45.181	+12.630	9:34:31.856
3	1:35.174	+2.623	9:36:07.030
4	1:42.165	+9.614	9:37:49.195
5	1:37.969	+5.418	9:39:27.164
6	1:33.390	+0.839	9:41:00.554
7	1:33.771	+1.220	9:42:34.325
8	1:32.551	-	9:44:06.876

Lap	Lap Tm	Diff	Time of Day
-----	--------	------	-------------

EMRA Club Championships - Round 1

70-125cc Formula Machines

Mallory Park 1.390 Miles

Race 1

01/03/2009 08:01

Race (10 Laps)

[1:17.641] [30] James Widdowson	[1:32.551] [12] Chester Buckle	[1:20.639] [8] Ryan Brain	[1:19.287] [36] Bradley Hughes	7
24 [1:13.206] [35] Thomas Chell	27 [1:16.962] [19] Joshu Boyd	26 [1:15.327] [114] Sam Hornsey	25 [1:13.371] [85] Lee Ewbank	6
20 [1:09.401] [73] Sam Cherry	23 [1:11.196] [23] Luke Frearson	22 [1:10.994] [22] Wesley Seaman	21 [1:10.133] [32] Stuart Wilson	5
16 [1:06.297] [57] Daniel Murphy	19 [1:09.396] [72] Ricky Tarren	18 [1:07.311] [111] Jed Bird	17 [1:06.518] [6] Benjamin Gautrey	4
12 [1:04.190] [20] Lee Jackson	15 [1:05.735] [100] Connor Tagg	14 [1:05.301] [17] Tom Carne	13 [1:04.258] [44] Gavin Perkins	3
8 [1:00.848] [46] Ross Walker	11 [1:03.277] [25] Elliot Lodge	10 [1:01.477] [4] Curtis Wright	9 [1:00.894] [5] John Lea	2
4	7 [1:00.540] [7] David Renz	6 [59.707] [10] Danny Smith	5 [59.441] [15] Adam Robinson	1

EMRA Club Championships - Round 1

Sorted on Best Lap time

Superstock 600

Mallory Park 1.390 Miles

Qualifying

01/03/2009 09:49

Qualify

Pos	No.	Class	Name	Make	Engine	Best Tm	Diff	Gap	Best Spd	In Lap	2nd Best	2nd Spd	2nd Lap
1	55	SS6	Leon Jeacock	BMC Yamaha	600	56.788	-	-	88.117	11	57.520	86.996	6
2	167	SS6	Richard Wardle	Kawasaki	600	57.232	+0.444	+0.444	87.434	11	57.973	86.316	7
3	94	F600	Steve Tomes	Hornsey St	600	57.395	+0.607	+0.163	87.185	4	57.409	87.164	3
4	16	SS6	Dean Brown	Kawasaki	600	58.632	+1.844	+1.237	85.346	5	58.676	85.282	6
5	29	SS6	Rob Moon	Yamaha	600	58.756	+1.968	+0.124	85.166	10	58.953	84.881	6
6	89	SS6	Stephen Gillings	Yamaha	600	59.090	+2.302	+0.334	84.684	3	1:00.996	82.038	2
7	33	SS6	Stuart Parsons	Yamaha R6	600	59.222	+2.434	+0.132	84.496	9	59.652	83.887	7
8	30	SS6	Colin Orr	Kawasaki	599	59.265	+2.477	+0.043	84.434	6	1:00.333	82.940	8
9	70	SS6	Andrew Holland	Midland VM	600	1:00.424	+3.636	+1.159	82.815	10	1:01.469	81.407	5
10	126	SS6	Dean Young	Yamaha R6	600	1:00.623	+3.835	+0.199	82.543	10	1:00.872	82.205	7
11	185	SS6	Lee Campbell	Yamaha R6	600	1:00.900	+4.112	+0.277	82.167	9	1:01.269	81.673	7
12	23	SS6	Marcus Langford	Triumph	675	1:01.010	+4.222	+0.110	82.019	5	1:01.386	81.517	6
13	106	SS6	Anthony Haywood	Yamaha R6	600	1:01.063	+4.275	+0.053	81.948	7	1:01.152	81.829	6
14	123	SS6	Stuart McCann	Triumph	675	1:01.096	+4.308	+0.033	81.904	10	1:01.606	81.226	6
15	82	SS6	Gary Anslow	Yamaha R6	600	1:01.483	+4.695	+0.387	81.388	10	1:02.049	80.646	6
16	13	SS6	Mark Pennington	Suzuki GSX	600	1:01.531	+4.743	+0.048	81.325	6	1:01.872	80.877	10
17	99	SS6	Robert Carter	Suzuki	600	1:01.650	+4.862	+0.119	81.168	7	1:02.062	80.629	8
18	32	SS6	Dane Oliver	Revolution	600	1:01.995	+5.207	+0.345	80.716	6	1:02.053	80.641	5
19	14	SS6	Stephen Jory	Yamaha	600	1:02.111	+5.323	+0.116	80.565	7	1:02.149	80.516	8
20	72	SS6	Ryan Oliver	Revolution	600	1:03.194	+6.406	+1.083	79.185	6	1:03.507	78.794	4
21	18	SS6	Matthew Lucas	Gixer Junkie	600	1:03.778	+6.990	+0.584	78.460	5	1:04.144	78.012	7
22	64	SS6	Ian Dowding	GSXR	600	1:04.466	+7.678	+0.688	77.622	9	1:04.598	77.464	10
23	15	SS6	Brent Millage	Suzuki K6	600	1:05.899	+9.111	+1.433	75.934	8	1:06.291	75.485	7
24	78	SS6	Phillip Malone	Suzuki	600	1:06.413	+9.625	+0.514	75.347	6	1:06.799	74.911	9
25	189	SS6	Anthony Delaney	Yamaha	600	1:07.741	+10.953	+1.328	73.870	7	1:08.491	73.061	4
26	331	SS6	Mark Buditt	Suzuki GSX	600	1:07.786	+10.998	+0.045	73.821	8	1:08.086	73.495	9

EMRA Club Championships - Round 1

Superstock 600

Mallory Park 1.390 Miles

Qualifying

01/03/2009 09:49

Qualify

Lap	Lap Tm	Diff	Time of Day
(55) Leon Jeacock			
1	-:--		9:49:38.029
2	1:01.108	+4.320	9:50:39.137
3	58.998	+2.210	9:51:38.135
4	1:00.705	+3.917	9:52:38.840
5	1:00.755	+3.967	9:53:39.595
6	57.520	+0.732	9:54:37.115
7	58.182	+1.394	9:55:35.297
8	58.549	+1.761	9:56:33.846
9	59.410	+2.622	9:57:33.256
10	57.611	+0.823	9:58:30.867
11	56.788	-	9:59:27.655

Lap	Lap Tm	Diff	Time of Day
(167) Richard Wardle			
1	-:--		9:49:37.309
2	1:00.935	+3.703	9:50:38.244
3	58.974	+1.742	9:51:37.218
4	1:00.438	+3.206	9:52:37.656
5	1:01.064	+3.832	9:53:38.720
6	57.991	+0.759	9:54:36.711
7	57.973	+0.741	9:55:34.684
8	58.789	+1.557	9:56:33.473
9	58.468	+1.236	9:57:31.941
10	59.030	+1.798	9:58:30.971
11	57.232	-	9:59:28.203

Lap	Lap Tm	Diff	Time of Day
(94) Steve Tomes			
1	-:--		9:49:37.780
2	59.022	+1.627	9:50:36.802
3	57.409	+0.014	9:51:34.211
4	57.395	-	9:52:31.606

Lap	Lap Tm	Diff	Time of Day
(16) Dean Brown			
1	-:--		9:52:04.443
2	1:01.279	+2.647	9:53:05.722
3	1:00.279	+1.647	9:54:06.001
4	59.491	+0.859	9:55:05.492
5	58.632	-	9:56:04.124
6	58.676	+0.044	9:57:02.800
7	59.072	+0.440	9:58:01.872
8	59.151	+0.519	9:59:01.023

Lap	Lap Tm	Diff	Time of Day
(29) Rob Moon			
1	-:--		9:49:34.337
2	1:01.402	+2.646	9:50:35.739
3	59.661	+0.905	9:51:35.400
4	1:00.928	+2.172	9:52:36.328
5	1:00.052	+1.296	9:53:36.380
6	58.953	+0.197	9:54:35.333
7	59.170	+0.414	9:55:34.503
8	59.208	+0.452	9:56:33.711
9	59.020	+0.264	9:57:32.731
10	58.756	-	9:58:31.487
11	59.475	+0.719	9:59:30.962

Lap	Lap Tm	Diff	Time of Day
(89) Stephen Gillings			
1	-:--		9:49:37.708
2	1:00.996	+1.906	9:50:38.704
3	59.090	-	9:51:37.794
4	1:01.011	+1.921	9:52:38.805

Lap	Lap Tm	Diff	Time of Day
(33) Stuart Parsons			
1	-:--		9:49:55.968
2	1:04.137	+4.915	9:51:00.105
3	1:06.710	+7.488	9:52:06.815

Lap	Lap Tm	Diff	Time of Day
4	1:00.501	+1.279	9:53:07.316
5	1:00.028	+0.806	9:54:07.344
6	1:04.267	+5.045	9:55:11.611
7	59.652	+0.430	9:56:11.263
8	1:06.268	+7.046	9:57:17.531
9	59.222	-	9:58:16.753
10	1:04.114	+4.892	9:59:20.867

Lap	Lap Tm	Diff	Time of Day
(30) Colin Orr			
1	-:--		9:49:46.373
2	1:06.513	+7.248	9:50:52.886
3	1:02.291	+3.026	9:51:55.177
4	1:00.666	+1.401	9:52:55.843
5	1:00.382	+1.117	9:53:56.225
6	59.265	-	9:54:55.490
7	1:00.636	+1.371	9:55:56.126
8	1:00.333	+1.068	9:56:56.459
9	1:03.871	+4.606	9:58:00.330
10	1:01.389	+2.124	9:59:01.719

Lap	Lap Tm	Diff	Time of Day
(70) Andrew Holland			
1	-:--		9:49:55.038
2	1:04.416	+3.992	9:50:59.454
3	1:01.822	+1.398	9:52:01.276
4	1:04.297	+3.873	9:53:05.573
5	1:01.469	+1.045	9:54:07.042
6	1:02.478	+2.054	9:55:09.520
7	1:01.488	+1.064	9:56:11.008
8	1:02.753	+2.329	9:57:13.761
9	1:01.972	+1.548	9:58:15.733
10	1:00.424	-	9:59:16.157

Lap	Lap Tm	Diff	Time of Day
(126) Dean Young			
1	-:--		9:49:39.606
2	1:04.296	+3.673	9:50:43.902
3	1:03.668	+3.045	9:51:47.570
4	1:02.441	+1.818	9:52:50.011
5	1:02.754	+2.131	9:53:52.765
6	1:01.471	+0.848	9:54:54.236
7	1:00.872	+0.249	9:55:55.108
8	1:01.031	+0.408	9:56:56.139
9	1:04.206	+3.583	9:58:00.345
10	1:00.623	-	9:59:00.968

Lap	Lap Tm	Diff	Time of Day
(185) Lee Campbell			
1	-:--		9:49:55.260
2	1:04.008	+3.108	9:50:59.268
3	1:01.780	+0.880	9:52:01.048
4	1:02.797	+1.897	9:53:03.845
5	1:01.838	+0.938	9:54:05.683
6	1:02.248	+1.348	9:55:07.931
7	1:01.269	+0.369	9:56:09.200
8	1:01.329	+0.429	9:57:10.529
9	1:00.900	-	9:58:11.429
10	1:02.547	+1.647	9:59:13.976

Lap	Lap Tm	Diff	Time of Day
(23) Marcus Langford			
1	-:--		9:52:22.554
2	1:03.649	+2.639	9:53:26.203
3	1:02.894	+1.884	9:54:29.097
4	1:01.891	+0.881	9:55:30.988
5	1:01.010	-	9:56:31.998
6	1:01.386	+0.376	9:57:33.384
7	1:01.397	+0.387	9:58:34.781

Lap	Lap Tm	Diff	Time of Day
(106) Anthony Haywood			

Lap	Lap Tm	Diff	Time of Day
1	-:--		9:52:38.796
2	1:04.264	+3.201	9:53:43.060
3	1:02.818	+1.755	9:54:45.878
4	1:02.217	+1.154	9:55:48.095
5	1:01.378	+0.315	9:56:49.473
6	1:01.152	+0.089	9:57:50.625
7	1:01.063	-	9:58:51.688

Lap	Lap Tm	Diff	Time of Day
(123) Stuart McCann			
1	-:--		9:49:44.761
2	1:03.276	+2.180	9:50:48.037
3	1:02.632	+1.536	9:51:50.669
4	1:02.828	+1.732	9:52:53.497
5	1:02.301	+1.205	9:53:55.798
6	1:01.606	+0.510	9:54:57.404
7	1:02.141	+1.045	9:55:59.545
8	1:02.214	+1.118	9:57:01.759
9	1:02.250	+1.154	9:58:04.009
10	1:01.096	-	9:59:05.105

Lap	Lap Tm	Diff	Time of Day
(82) Gary Anslow			
1	-:--		9:49:44.680
2	1:07.954	+6.471	9:50:52.634
3	1:06.853	+5.370	9:51:59.487
4	1:03.671	+2.188	9:53:03.158
5	1:02.481	+0.998	9:54:05.639
6	1:02.049	+0.566	9:55:07.688
7	1:02.253	+0.770	9:56:09.941
8	1:03.820	+2.337	9:57:13.761
9	1:02.332	+0.849	9:58:16.093
10	1:01.483	-	9:59:17.576

Lap	Lap Tm	Diff	Time of Day
(13) Mark Pennington			
1	-:--		9:49:37.625
2	1:07.353	+5.822	9:50:44.978
3	1:05.599	+4.068	9:51:50.577
4	1:03.782	+2.251	9:52:54.359
5	1:01.933	+0.402	9:53:56.292
6	1:01.531	-	9:54:57.823
7	1:02.079	+0.548	9:55:59.902
8	1:02.229	+0.698	9:57:02.131
9	1:02.719	+1.188	9:58:04.850
10	1:01.872	+0.341	9:59:06.722

Lap	Lap Tm	Diff	Time of Day
(99) Robert Carter			
1	-:--		9:49:55.041
2	1:07.106	+5.456	9:51:02.147
3	1:04.060	+2.410	9:52:06.207
4	1:03.001	+1.351	9:53:09.208
5	1:03.630	+1.980	9:54:12.838
6	1:02.623	+0.973	9:55:15.461
7	1:01.650	-	9:56:17.111
8	1:02.062	+0.412	9:57:19.173
9	1:02.431	+0.781	9:58:21.604
10	1:02.660	+1.010	9:59:24.264

Lap	Lap Tm	Diff	Time of Day
(32) Dane Oliver			
1	-:--		9:49:38.943
2	1:05.198	+3.203	9:50:44.141
3	1:04.144	+2.149	9:51:48.285
4	1:02.874	+0.879	9:52:51.159
5	1:02.053	+0.058	9:53:53.212
6	1:01.995	-	9:54:55.207
7	1:05.412	+3.417	9:56:00.619
8	1:06.405	+4.410	9:57:07.024
9	1:04.471	+2.476	9:58:11.495

EMRA Club Championships - Round 1

Superstock 600

Mallory Park 1.390 Miles

Qualifying

01/03/2009 09:49

Qualify

Lap	Lap Tm	Diff	Time of Day
10	1:04.536	+2.541	9:59:16.031

(14) Stephen Jory			
Lap	Lap Tm	Diff	Time of Day
1	-:--		9:49:45.457
2	1:07.935	+5.824	9:50:53.392
3	1:05.433	+3.322	9:51:58.825
4	1:03.297	+1.186	9:53:02.122
5	1:02.433	+0.322	9:54:04.555
6	1:02.176	+0.065	9:55:06.731
7	1:02.111	-	9:56:08.842
8	1:02.149	+0.038	9:57:10.991
9	1:03.734	+1.623	9:58:14.725
10	1:03.277	+1.166	9:59:18.002

(72) Ryan Oliver			
Lap	Lap Tm	Diff	Time of Day
1	-:--		9:49:36.585
2	1:07.243	+4.049	9:50:43.828
3	1:06.031	+2.837	9:51:49.859
4	1:03.507	+0.313	9:52:53.366
5	1:04.391	+1.197	9:53:57.757
6	1:03.194	-	9:55:00.951
7	1:04.075	+0.881	9:56:05.026
8	1:04.002	+0.808	9:57:09.028
9	1:05.419	+2.225	9:58:14.447
10	1:04.113	+0.919	9:59:18.560

(18) Matthew Lucas			
Lap	Lap Tm	Diff	Time of Day
1	-:--		9:49:36.213
2	1:07.266	+3.488	9:50:43.479
3	1:06.740	+2.962	9:51:50.219
4	1:05.907	+2.129	9:52:56.126
5	1:03.778	-	9:53:59.904
6	1:04.161	+0.383	9:55:04.065
7	1:04.144	+0.366	9:56:08.209
8	1:05.269	+1.491	9:57:13.478
9	1:04.905	+1.127	9:58:18.383
10	1:05.633	+1.855	9:59:24.016

(64) Ian Dowding			
Lap	Lap Tm	Diff	Time of Day
1	-:--		9:49:43.680
2	1:08.410	+3.944	9:50:52.090
3	1:06.592	+2.126	9:51:58.682
4	1:06.803	+2.337	9:53:05.485
5	1:05.434	+0.968	9:54:10.919
6	1:05.467	+1.001	9:55:16.386
7	1:04.845	+0.379	9:56:21.231
8	1:05.170	+0.704	9:57:26.401
9	1:04.466	-	9:58:30.867
10	1:04.598	+0.132	9:59:35.465

(15) Brent Millage			
Lap	Lap Tm	Diff	Time of Day
1	-:--		9:49:44.456
2	1:09.027	+3.128	9:50:53.483
3	1:07.243	+1.344	9:52:00.726
4	1:06.340	+0.441	9:53:07.066
5	1:06.838	+0.939	9:54:13.904
6	1:06.387	+0.488	9:55:20.291
7	1:06.291	+0.392	9:56:26.582
8	1:05.899	-	9:57:32.481
9	1:06.999	+1.100	9:58:39.480
10	1:06.827	+0.928	9:59:46.307

(78) Phillip Malone			
Lap	Lap Tm	Diff	Time of Day
1	-:--		9:50:04.526
2	1:15.008	+8.595	9:51:19.534
3	1:10.713	+4.300	9:52:30.247

Lap	Lap Tm	Diff	Time of Day
4	1:10.092	+3.679	9:53:40.339
5	1:07.797	+1.384	9:54:48.136
6	1:06.413	-	9:55:54.549
7	1:07.129	+0.716	9:57:01.678
8	1:07.011	+0.598	9:58:08.689
9	1:06.799	+0.386	9:59:15.488

(189) Anthony Delaney			
Lap	Lap Tm	Diff	Time of Day
1	-:--		9:49:46.787
2	3:35.652	+2:27.911	9:53:22.439
3	1:11.424	+3.683	9:54:33.863
4	1:08.491	+0.750	9:55:42.354
5	1:09.055	+1.314	9:56:51.409
6	1:08.798	+1.057	9:58:00.207
7	1:07.741	-	9:59:07.948

(331) Mark Buditt			
Lap	Lap Tm	Diff	Time of Day
1	-:--		9:50:04.933
2	1:15.991	+8.205	9:51:20.924
3	1:11.627	+3.841	9:52:32.551
4	1:10.886	+3.100	9:53:43.437
5	1:08.117	+0.331	9:54:51.554
6	1:08.228	+0.442	9:55:59.782
7	1:08.167	+0.381	9:57:07.949
8	1:07.786	-	9:58:15.735
9	1:08.086	+0.300	9:59:23.821

Lap	Lap Tm	Diff	Time of Day
-----	--------	------	-------------

EMRA Club Championships - Round 1

Superstock 600

Mallory Park 1.390 Miles

Race 7

01/03/2009 08:07

Race (10 Laps)

[1:06.413] [78] Phillip Malone	[1:05.899] [15] Brent Millage	[1:07.786] [331] Mark Buditt	[1:07.741] [189] Anthony Delaney	7
24 [1:03.194] [72] Ryan Oliver	23 [1:02.111] [14] Stephen Jory	26 [1:04.466] [64] Ian Dowding	25 [1:03.778] [18] Matthew Lucas	6
20 [1:01.531] [13] Mark Pennington	19 [1:01.483] [82] Gary Anslow	22 [1:01.995] [32] Dane Oliver	21 [1:01.650] [99] Robert Carter	5
16 [1:01.010] [23] Marcus Langford	15 [1:00.900] [185] Lee Campbell	18 [1:01.096] [123] Stuart McCann	17 [1:01.063] [106] Anthony Haywood	4
12 [59.265] [30] Colin Orr	11 [59.222] [33] Stuart Parsons	14 [1:00.623] [126] Dean Young	13 [1:00.424] [70] Andrew Holland	3
8 [58.632] [16] Dean Brown	7 [57.395] [94] Steve Tomes	10 [59.090] [89] Stephen Gillings	9 [58.756] [29] Rob Moon	2
4	3	6 [57.232] [167] Richard Wardle	5 [56.788] [55] Leon Jeacock	1
		2	1	

EMRA Club Championships - Round 1

Sorted on Best Lap time

F400 & Earlystocks

Mallory Park 1.390 Miles

Qualifying

01/03/2009 10:02

Qualify

Pos	No.	Class	Name	Make	Engine	Best Tm	Diff	Gap	Best Spd	In Lap	2nd Best	2nd Spd	2nd Lap
1	169	F400	Mike Dorey	BMC Honda	400	1:01.176	-	-	81.797	7	1:01.961	80.760	6
2	194	F400	Mark Hornsey	Honda	400	1:01.199	+0.023	+0.023	81.766	5	1:02.074	80.613	6
3	3	F400	Simon Edmondson	RVF Honda	400	1:01.699	+0.523	+0.500	81.103	6	1:01.968	80.751	7
4	98	F400	James Simpson	JSR Kawasaki	400	1:01.707	+0.531	+0.008	81.093	6	1:01.955	80.768	5
5	127	F400	Richard Saunders	Kawasaki X	400	1:02.562	+1.386	+0.855	79.985	6	1:02.923	79.526	7
6	216	ESTX	Alec Gilfillan	Suzuki	1100	1:03.441	+2.265	+0.879	78.876	8	1:04.044	78.134	9
7	77	F400	Ian Fletcher	Honda	400	1:03.706	+2.530	+0.265	78.548	8	1:03.784	78.452	9
8	21	F400	Elliot Stevens	Yamaha	400	1:04.116	+2.940	+0.410	78.046	9	1:04.251	77.882	7
9	104	F400	Cameron Wilson	Suzuki SV	650	1:04.343	+3.167	+0.227	77.771	3	1:05.151	76.806	6
10	134	F400	Justin Little	Honda	400	1:04.970	+3.794	+0.627	77.020	8	1:05.135	76.825	3
11	120	F400	Daniel Brown	Kawasaki	400	1:05.650	+4.474	+0.680	76.222	9	1:06.254	75.528	10
12	202	ESTX	Aidy Brennan	Suzuki	1000	1:05.865	+4.689	+0.215	75.974	6	1:06.431	75.326	7
13	275	ESTX	Neil Myatt	Kawasaki	750	1:06.493	+5.317	+0.628	75.256	6	1:06.681	75.044	5
14	17	F400	Stephen Cullen	ZXR400	399	1:06.612	+5.436	+0.119	75.122	7	1:07.431	74.209	9
15	170	F400	Richard Dorey	BMC Honda	400	1:06.654	+5.478	+0.042	75.074	6	1:06.710	75.011	8
16	136	F400	Mark James	BMC Honda	400	1:06.654	+5.478	-	75.074	8	1:06.745	74.972	5
17	114	F400	Sam Hornsey	Honda	400	1:06.655	+5.479	+0.001	75.073	9	1:07.305	74.348	10
18	316	LC	Mark Emuss	Yamaha LC	250	1:06.931	+5.755	+0.276	74.764	8	1:09.166	72.348	7
19	228	ESTX	Jonathan Mold	Kawasaki	750	1:08.983	+7.807	+2.052	72.540	8	1:09.924	71.563	6
20	278	ESTX	Bob Green	Suzuki	750	1:09.331	+8.155	+0.348	72.176	8	1:10.142	71.341	9
21	226	ESTX	Colin Young	Yamaha	600	1:09.842	+8.666	+0.511	71.647	10	1:09.970	71.516	8
22	85	LC	John Hunt	Yamaha LC	250	1:09.894	+8.718	+0.052	71.594	5	1:10.757	70.721	4
23	56	F400	Adam Hodgkinson	Honda	400	1:09.904	+8.728	+0.010	71.584	3	1:21.676	61.266	2
24	175	F400	Steve Setchell	RGV	250	1:10.479	+9.303	+0.575	71.000	9	1:10.954	70.525	6
25	20	LC	Andy Wilson	Yamaha 250	247	1:12.468	+11.292	+1.989	69.051	8	1:12.642	68.886	7
26	288	ESTX	Daniel Bullin	Kawasaki	750	1:17.616	+16.440	+5.148	64.471	5	1:17.926	64.215	4
27	280	ESTX	Jason Woodland	Kawasaki	750	1:19.283	+18.107	+1.667	63.116	5	1:20.040	62.519	8

EMRA Club Championships - Round 1

F400 & Earlstocks

Mallory Park 1.390 Miles

Qualifying

01/03/2009 10:02

Qualify

Lap	Lap Tm	Diff	Time of Day
(169) Mike Dorey			
1	-:--		10:05:52.015
2	1:05.084	+3.908	10:06:57.099
3	1:03.931	+2.755	10:08:01.030
4	1:02.235	+1.059	10:09:03.265
5	1:03.373	+2.197	10:10:06.638
6	1:01.961	+0.785	10:11:08.599
7	1:01.176	-	10:12:09.775
8	1:02.232	+1.056	10:13:12.007

Lap	Lap Tm	Diff	Time of Day
(194) Mark Horsey			
1	-:--		10:02:59.235
2	1:21.372	+20.173	10:04:20.607
3	1:17.616	+16.417	10:05:38.223
4	1:02.949	+1.750	10:06:41.172
5	1:01.199	-	10:07:42.371
6	1:02.074	+0.875	10:08:44.445
7	1:03.084	+1.885	10:09:47.529

Lap	Lap Tm	Diff	Time of Day
(3) Simon Edmondson			
1	-:--		10:05:27.436
2	1:03.872	+2.173	10:06:31.308
3	1:04.779	+3.080	10:07:36.087
4	1:03.031	+1.332	10:08:39.118
5	1:02.150	+0.451	10:09:41.268
6	1:01.699	-	10:10:42.967
7	1:01.968	+0.269	10:11:44.935
8	1:03.156	+1.457	10:12:48.091
9	1:05.620	+3.921	10:13:53.711

Lap	Lap Tm	Diff	Time of Day
(98) James Simpson			
1	-:--		10:05:26.704
2	1:03.754	+2.047	10:06:30.458
3	1:02.776	+1.069	10:07:33.234
4	1:03.566	+1.859	10:08:36.800
5	1:01.955	+0.248	10:09:38.755
6	1:01.707	-	10:10:40.462
7	1:02.009	+0.302	10:11:42.471
8	1:06.182	+4.475	10:12:48.653
9	1:05.214	+3.507	10:13:53.867

Lap	Lap Tm	Diff	Time of Day
(127) Richard Saunders			
1	-:--		10:02:50.524
2	1:09.023	+6.461	10:03:59.547
3	1:05.700	+3.138	10:05:05.247
4	1:03.419	+0.857	10:06:08.666
5	1:04.463	+1.901	10:07:13.129
6	1:02.562	-	10:08:15.691
7	1:02.923	+0.361	10:09:18.614

Lap	Lap Tm	Diff	Time of Day
(216) Alec Gilfillan			
1	-:--		10:03:09.930
2	1:19.713	+16.272	10:04:29.643
3	1:09.450	+6.009	10:05:39.093
4	1:06.433	+2.992	10:06:45.526
5	1:05.566	+2.125	10:07:51.092
6	1:05.162	+1.721	10:08:56.254
7	1:05.031	+1.590	10:10:01.285
8	1:03.441	-	10:11:04.726
9	1:04.044	+0.603	10:12:08.770
10	1:04.339	+0.898	10:13:13.109

Lap	Lap Tm	Diff	Time of Day
(77) Ian Fletcher			
1	-:--		10:02:59.301
2	1:12.549	+8.843	10:04:11.850

Lap	Lap Tm	Diff	Time of Day
3	1:05.293	+1.587	10:05:17.143
4	1:04.824	+1.118	10:06:21.967
5	1:03.905	+0.199	10:07:25.872
6	1:04.031	+0.325	10:08:29.903
7	1:04.322	+0.616	10:09:34.225
8	1:03.706	-	10:10:37.931
9	1:03.784	+0.078	10:11:41.715
10	1:05.173	+1.467	10:12:46.888
11	1:06.622	+2.916	10:13:53.510

Lap	Lap Tm	Diff	Time of Day
(21) Elliot Stevens			
1	-:--		10:03:04.012
2	1:17.971	+13.855	10:04:21.983
3	1:08.896	+4.780	10:05:30.879
4	1:05.707	+1.591	10:06:36.586
5	1:05.014	+0.898	10:07:41.600
6	1:04.931	+0.815	10:08:46.531
7	1:04.251	+0.135	10:09:50.782
8	1:05.948	+1.832	10:10:56.730
9	1:04.116	-	10:12:00.846
10	1:04.735	+0.619	10:13:05.581
11	1:04.904	+0.788	10:14:10.485

Lap	Lap Tm	Diff	Time of Day
(104) Cameron Wilson			
1	-:--		10:03:59.224
2	1:06.469	+2.126	10:05:05.693
3	1:04.343	-	10:06:10.036
4	1:06.417	+2.074	10:07:16.453
5	1:06.814	+2.471	10:08:23.267
6	1:05.151	+0.808	10:09:28.418
7	1:05.281	+0.938	10:10:33.699
8	1:06.623	+2.280	10:11:40.322
9	1:08.061	+3.718	10:12:48.383
10	1:06.578	+2.235	10:13:54.961

Lap	Lap Tm	Diff	Time of Day
(134) Justin Little			
1	-:--		10:05:55.621
2	1:07.846	+2.876	10:07:03.467
3	1:05.135	+0.165	10:08:08.602
4	1:05.496	+0.526	10:09:14.098
5	1:05.393	+0.423	10:10:19.491
6	1:06.843	+1.873	10:11:26.334
7	1:05.287	+0.317	10:12:31.621
8	1:04.970	-	10:13:36.591

Lap	Lap Tm	Diff	Time of Day
(120) Daniel Brown			
1	-:--		10:03:05.820
2	1:24.409	+18.759	10:04:30.229
3	1:13.994	+8.344	10:05:44.223
4	1:10.677	+5.027	10:06:54.900
5	1:10.169	+4.519	10:08:05.069
6	1:07.616	+1.966	10:09:12.685
7	1:06.465	+0.815	10:10:19.150
8	1:07.525	+1.875	10:11:26.675
9	1:05.650	-	10:12:32.325
10	1:06.254	+0.604	10:13:38.579

Lap	Lap Tm	Diff	Time of Day
(202) Aidy Brennan			
1	-:--		10:03:21.652
2	2:26.222	+1:20.357	10:05:47.874
3	1:08.397	+2.532	10:06:56.271
4	1:07.770	+1.905	10:08:04.041
5	1:06.589	+0.724	10:09:10.630
6	1:05.865	-	10:10:16.495
7	1:06.431	+0.566	10:11:22.926
8	1:06.604	+0.739	10:12:29.530

Lap	Lap Tm	Diff	Time of Day
9	1:08.816	+2.951	10:13:38.346
(275) Neil Myatt			
1	-:--		10:03:04.570
2	1:16.587	+10.094	10:04:21.157
3	1:10.048	+3.555	10:05:31.205
4	1:07.840	+1.347	10:06:39.045
5	1:06.681	+0.188	10:07:45.726
6	1:06.493	-	10:08:52.219
7	1:07.854	+1.361	10:10:00.073
8	1:07.416	+0.923	10:11:07.489
9	1:06.757	+0.264	10:12:14.246
10	1:07.310	+0.817	10:13:21.556

Lap	Lap Tm	Diff	Time of Day
(17) Stephen Cullen			
1	-:--		10:03:02.329
2	1:19.291	+12.679	10:04:21.620
3	1:12.546	+5.934	10:05:34.166
4	1:08.957	+2.345	10:06:43.123
5	1:09.689	+3.077	10:07:52.812
6	1:08.664	+2.052	10:09:01.476
7	1:06.612	-	10:10:08.088
8	1:10.387	+3.775	10:11:18.475
9	1:07.431	+0.819	10:12:25.906
10	1:20.719	+14.107	10:13:46.625

Lap	Lap Tm	Diff	Time of Day
(170) Richard Dorey			
1	-:--		10:05:31.095
2	1:10.648	+3.994	10:06:41.743
3	1:09.245	+2.591	10:07:50.988
4	1:08.458	+1.804	10:08:59.446
5	1:08.149	+1.495	10:10:07.595
6	1:06.654	-	10:11:14.249
7	1:06.984	+0.330	10:12:21.233
8	1:06.710	+0.056	10:13:27.943

Lap	Lap Tm	Diff	Time of Day
(136) Mark James			
1	-:--		10:06:00.873
2	1:09.749	+3.095	10:07:10.622
3	1:07.606	+0.952	10:08:18.228
4	1:07.527	+0.873	10:09:25.755
5	1:06.745	+0.091	10:10:32.500
6	1:07.619	+0.965	10:11:40.119
7	1:07.742	+1.088	10:12:47.861
8	1:06.654	-	10:13:54.515

Lap	Lap Tm	Diff	Time of Day
(114) Sam Horsey			
1	-:--		10:02:58.646
2	1:21.861	+15.206	10:04:20.507
3	1:17.181	+10.526	10:05:37.688
4	1:12.346	+5.691	10:06:50.034
5	1:10.678	+4.023	10:08:00.712
6	1:09.647	+2.992	10:09:10.359
7	1:08.549	+1.894	10:10:18.908
8	1:08.347	+1.692	10:11:27.255
9	1:06.655	-	10:12:33.910
10	1:07.305	+0.650	10:13:41.215

Lap	Lap Tm	Diff	Time of Day
(316) Mark Emuss			
1	-:--		10:03:07.009
2	1:18.460	+11.529	10:04:25.469
3	1:10.885	+3.954	10:05:36.354
4	1:10.295	+3.364	10:06:46.649
5	1:09.959	+3.028	10:07:56.608
6	1:21.157	+14.226	10:09:17.765
7	1:09.166	+2.235	10:10:26.931

EMRA Club Championships - Round 1

F400 & Earlstocks

Mallory Park 1.390 Miles

Qualifying

01/03/2009 10:02

Qualify

Lap	Lap Tm	Diff	Time of Day
8	1:06.931	-	10:11:33.862
(228) Jonathan Mold			
1	-:--		10:05:59.131
2	1:13.131	+4.148	10:07:12.262
3	1:11.762	+2.779	10:08:24.024
4	1:10.854	+1.871	10:09:34.878
5	1:10.571	+1.588	10:10:45.449
6	1:09.924	+0.941	10:11:55.373
7	1:09.985	+1.002	10:13:05.358
8	1:08.983	-	10:14:14.341

Lap	Lap Tm	Diff	Time of Day
(278) Bob Green			
1	-:--		10:03:02.841
2	1:23.203	+13.872	10:04:26.044
3	1:13.618	+4.287	10:05:39.662
4	1:12.817	+3.486	10:06:52.479
5	1:12.386	+3.055	10:08:04.865
6	1:12.138	+2.807	10:09:17.003
7	1:10.999	+1.668	10:10:28.002
8	1:09.331	-	10:11:37.333
9	1:10.142	+0.811	10:12:47.475
10	1:10.440	+1.109	10:13:57.915

Lap	Lap Tm	Diff	Time of Day
(226) Colin Young			
1	-:--		10:03:03.182
2	1:22.865	+13.023	10:04:26.047
3	1:12.932	+3.090	10:05:38.979
4	1:10.906	+1.064	10:06:49.885
5	1:11.931	+2.089	10:08:01.816
6	1:10.976	+1.134	10:09:12.792
7	1:10.886	+1.044	10:10:23.678
8	1:09.970	+0.128	10:11:33.648
9	1:10.391	+0.549	10:12:44.039
10	1:09.842	-	10:13:53.881

Lap	Lap Tm	Diff	Time of Day
(85) John Hunt			
1	-:--		10:02:54.165
2	1:13.551	+3.657	10:04:07.716
3	1:11.343	+1.449	10:05:19.059
4	1:10.757	+0.863	10:06:29.816
5	1:09.894	-	10:07:39.710
6	1:10.950	+1.056	10:08:50.660
7	1:11.495	+1.601	10:10:02.155
8	1:12.310	+2.416	10:11:14.465

Lap	Lap Tm	Diff	Time of Day
(56) Adam Hodgkinson			
1	-:--		10:03:09.801
2	1:21.676	+11.772	10:04:31.477
3	1:09.904	-	10:05:41.381

Lap	Lap Tm	Diff	Time of Day
(175) Steve Setchell			
1	-:--		10:03:04.854
2	1:21.833	+11.354	10:04:26.687
3	1:14.026	+3.547	10:05:40.713
4	1:14.005	+3.526	10:06:54.718
5	1:11.789	+1.310	10:08:06.507
6	1:10.954	+0.475	10:09:17.461
7	1:12.479	+2.000	10:10:29.940
8	1:11.554	+1.075	10:11:41.494
9	1:10.479	-	10:12:51.973
10	1:11.638	+1.159	10:14:03.611

Lap	Lap Tm	Diff	Time of Day
(20) Andy Wilson			
1	-:--		10:03:01.168
2	1:23.987	+11.519	10:04:25.155

Lap	Lap Tm	Diff	Time of Day
3	1:18.381	+5.913	10:05:43.536
4	1:16.705	+4.237	10:07:00.241
5	1:13.525	+1.057	10:08:13.766
6	1:14.012	+1.544	10:09:27.778
7	1:12.642	+0.174	10:10:40.420
8	1:12.468	-	10:11:52.888
9	1:13.616	+1.148	10:13:06.504
10	1:13.088	+0.620	10:14:19.592

Lap	Lap Tm	Diff	Time of Day
(288) Daniel Bullin			
1	-:--		10:03:09.000
2	2:51.561	+1:33.945	10:06:00.561
3	1:19.731	+2.115	10:07:20.292
4	1:17.926	+0.310	10:08:38.218
5	1:17.616	-	10:09:55.834
6	1:18.316	+0.700	10:11:14.150
7	1:18.434	+0.818	10:12:32.584
8	1:18.860	+1.244	10:13:51.444

Lap	Lap Tm	Diff	Time of Day
(280) Jason Woodland			
1	-:--		10:03:02.188
2	1:25.413	+6.130	10:06:00.004
3	1:24.819	+5.536	10:07:24.823
4	1:23.220	+3.937	10:08:48.043
5	1:19.283	-	10:10:07.326
6	1:20.364	+1.081	10:11:27.690
7	1:20.639	+1.356	10:12:48.329
8	1:20.040	+0.757	10:14:08.369

Lap	Lap Tm	Diff	Time of Day
-----	--------	------	-------------

EMRA Club Championships - Round 1

F400 & Earlystocks

Mallory Park 1.390 Miles

Race 2

01/03/2009 08:02

Race (10 Laps)

[1:10.479] [175] Steve Setchell	[1:19.283] [280] Jason Woodland	[1:17.616] [288] Daniel Bullin	[1:12.468] [20] Andy Wilson	7
24 [1:09.331] [278] Bob Green	27 [1:09.904] [56] Adam Hodgkinson	26 [1:09.894] [85] John Hunt	25 [1:09.842] [226] Colin Young	6
20 [1:06.654] [136] Mark James	23 [1:08.983] [228] Jonathan Mold	22 [1:06.931] [316] Mark Emuss	21 [1:06.655] [114] Sam Hornsey	5
16 [1:05.865] [202] Aidy Brennan	19 [1:06.654] [170] Richard Dorey	18 [1:06.612] [17] Stephen Cullen	17 [1:06.493] [275] Neil Myatt	4
12 [1:04.116] [21] Elliot Stevens	15 [1:05.650] [120] Daniel Brown	14 [1:04.970] [134] Justin Little	13 [1:04.343] [104] Cameron Wilson	3
8 [1:01.707] [98] James Simpson	11 [1:03.706] [77] Ian Fletcher	10 [1:03.441] [216] Alec Gilfillan	9 [1:02.562] [127] Richard Saunders	2
4	7 [1:01.699] [3] Simon Edmondson	6 [1:01.199] [194] Mark Hornsey	5 [1:01.176] [169] Mike Dorey	1
3	3	2	1	

EMRA Club Championships - Round 1

Sorted on Best Lap time

Formula 600

Mallory Park 1.390 Miles

Qualifying

01/03/2009 10:15

Qualify

Pos	No.	Class	Name	Make	Engine	Best Tm	Diff	Gap	Best Spd	In Lap	2nd Best	2nd Spd	2nd Lap
1	94	F600	Steve Tomes	Hornsey Str	600	56.391	-	-	88.738	4	57.215	87.460	3
2	71	F600	Jody Lees	Yamaha R6	600	56.645	+0.254	+0.254	88.340	10	56.981	87.819	9
3	711	F600	Richard Durber	Yamaha	600	56.793	+0.402	+0.148	88.109	8	58.429	85.642	6
4	6	F600	Gary Arden	Suzuki	600	57.324	+0.933	+0.531	87.293	8	57.714	86.703	6
5	55	F600	Leon Jeacock	BMC Yamaha	600	57.770	+1.379	+0.446	86.619	8	58.143	86.064	9
6	116	F600	Steve Harper	Triumph	675	57.872	+1.481	+0.102	86.467	9	57.997	86.280	10
7	29	F600	Rob Moon	Yamaha	600	58.033	+1.642	+0.161	86.227	9	58.216	85.956	10
8	16	F600	Dean Brown	Kawasaki	600	58.176	+1.785	+0.143	86.015	4	59.097	84.674	5
9	191	F600	Dylan Roberts	Yamaha R6	600	58.410	+2.019	+0.234	85.670	9	58.872	84.998	8
10	107	F600	Tom Meehan	Yamaha	600	58.477	+2.086	+0.067	85.572	9	59.467	84.148	4
11	126	F600	Dean Young	Yamaha R6	600	58.796	+2.405	+0.319	85.108	8	58.839	85.046	12
12	89	F600	Stephen Gillings	Yamaha	600	58.846	+2.455	+0.050	85.036	7	58.895	84.965	6
13	45	F600	Michael Ellis	Yamaha	600	58.944	+2.553	+0.098	84.894	9	59.171	84.568	10
14	511	F600	Wayne Sutton	Kawasaki	600	58.975	+2.584	+0.031	84.850	8	59.215	84.506	10
15	61	F600	Dean Armstrong	Yamaha R6	600	59.209	+2.818	+0.234	84.514	9	59.368	84.288	10
16	69	F600	Paul Bannister	Triumph	675	1:00.049	+3.658	+0.840	83.332	8	1:00.332	82.941	10
17	82	F600	Gary Anslow	Yamaha R6	600	1:00.217	+3.826	+0.168	83.099	10	1:00.507	82.701	11
18	72	F600	Ryan Oliver	Revolution	600	1:00.386	+3.995	+0.169	82.867	10	1:00.451	82.778	12
19	100	F600	Sam Smithson	Honda CBR	600	1:00.440	+4.049	+0.054	82.793	10	1:01.237	81.715	9
20	62	F600	Barrie Yeend	Yamaha R6	600	1:00.881	+4.490	+0.441	82.193	11	1:02.063	80.628	7
21	127	F600	Richard Saunders	Honda CBR	600	1:00.974	+4.583	+0.093	82.068	11	1:01.392	81.509	10
22	77	F600	Ian Fletcher	Suzuki	600	1:01.252	+4.861	+0.278	81.695	9	1:02.685	79.828	8
23	79	F600	Daniel Moss	R & D GSXR	600	1:01.614	+5.223	+0.362	81.215	11	1:01.681	81.127	10
24	46	F600	Andrew Nicholson	Honda CBR	600	1:01.719	+5.328	+0.105	81.077	4	1:02.158	80.505	5
25	73	F600	Stephen Taylor	Honda CBR	600	1:01.882	+5.491	+0.163	80.864	11	1:02.636	79.890	9
26	43	F600	Paul O'Connor	Yamaha R6	600	1:02.580	+6.189	+0.698	79.962	7	1:03.497	78.807	6
27	90	F600	Mark Wood	Yamaha R6	600	1:02.706	+6.315	+0.126	79.801	8	1:02.883	79.576	9
28	103	F600	Richard Duncan	Suzuki GSX	600	1:03.737	+7.346	+1.031	78.510	11	1:03.996	78.192	10
29	58	F600	Mark Nieschmidt	Honda	600	1:04.340	+7.949	+0.603	77.774	6	1:04.550	77.521	7
30	76	SS6	Chris Rigg	Honda	600	1:05.326	+8.935	+0.986	76.600	10	1:05.506	76.390	9
31	137	F600	Rob Cockson	Honda CBR	600	1:05.814	+9.423	+0.488	76.032	10	1:06.407	75.354	8
32	129	F600	James Bromfield	Yamaha R6	599	4:27.620	+3:31.229	3:21.806	18.698	2	----	-	1
33	194	F400	Mark Hornsey	Honda	400	----	-	-	-	0	----	-	0

EMRA Club Championships - Round 1

Sidecars

Mallory Park 1.390 Miles

Qualifying

01/03/2009 07:06

Qualify

Lap	Lap Tm	Diff	Time of Day
(48) Dongworth /			
1	-:--		10:47:32.411
2	1:17.742	+20.901	10:48:50.153
3	1:09.422	+12.581	10:49:59.575
4	1:00.467	+3.626	10:51:00.042
5	56.841	-	10:51:56.883
6	57.252	+0.411	10:52:54.135
7	1:02.664	+5.823	10:53:56.799
8	1:01.755	+4.914	10:54:58.554

Lap	Lap Tm	Diff	Time of Day
(53) Kimberley /Stone			
1	-:--		10:47:18.266
2	1:10.030	+12.243	10:48:28.296
3	58.616	+0.829	10:49:26.912
4	58.095	+0.308	10:50:25.007
5	59.003	+1.216	10:51:24.010
6	57.787	-	10:52:21.797
7	1:00.316	+2.529	10:53:22.113
8	1:00.375	+2.588	10:54:22.488
9	58.212	+0.425	10:55:20.700

Lap	Lap Tm	Diff	Time of Day
(56) Currie /Biggs			
1	-:--		10:47:17.734
2	1:10.866	+12.431	10:48:28.600
3	1:04.852	+6.417	10:49:33.452
4	58.435	-	10:50:31.887
5	59.326	+0.891	10:51:31.213
6	59.197	+0.762	10:52:30.410
7	58.744	+0.309	10:53:29.154
8	1:01.819	+3.384	10:54:30.973

Lap	Lap Tm	Diff	Time of Day
(10) Lindley /Sayers			
1	-:--		10:47:24.190
2	1:21.173	+22.461	10:48:45.363
3	1:14.505	+15.793	10:49:59.868
4	1:08.934	+10.222	10:51:08.802
5	1:01.620	+2.908	10:52:10.422
6	1:02.516	+3.804	10:53:12.938
7	58.712	-	10:54:11.650
8	59.411	+0.699	10:55:11.061

Lap	Lap Tm	Diff	Time of Day
(23) Smith/Starbuck			
1	-:--		10:47:35.481
2	1:09.417	+9.486	10:48:44.898
3	1:03.442	+3.511	10:49:48.340
4	1:00.702	+0.771	10:50:49.042
5	59.931	-	10:51:48.973
6	1:00.911	+0.980	10:52:49.884
7	1:01.723	+1.792	10:53:51.607
8	1:00.028	+0.097	10:54:51.635

Lap	Lap Tm	Diff	Time of Day
(17) James / Jordon			
1	-:--		10:47:27.540
2	1:15.890	+15.217	10:48:43.430
3	1:04.435	+3.762	10:49:47.865
4	1:00.673	-	10:50:48.538
5	1:01.815	+1.142	10:51:50.353
6	1:02.106	+1.433	10:52:52.459
7	1:01.454	+0.781	10:53:53.913
8	1:04.221	+3.548	10:54:58.134

Lap	Lap Tm	Diff	Time of Day
(1) Bird /Roberts			
1	-:--		10:47:23.594
2	1:16.487	+15.753	10:48:40.081
3	1:05.463	+4.729	10:49:45.544

Lap	Lap Tm	Diff	Time of Day
4	1:02.282	+1.548	10:50:47.826
5	1:00.792	+0.058	10:51:48.618
6	1:00.873	+0.139	10:52:49.491
7	1:00.930	+0.196	10:53:50.421
8	1:00.734	-	10:54:51.155

Lap	Lap Tm	Diff	Time of Day
(32) Cookson/Cookson			
1	-:--		10:47:36.968
2	1:11.646	+10.484	10:48:48.614
3	1:07.825	+6.663	10:49:56.439
4	1:02.952	+1.790	10:50:59.391
5	1:01.162	-	10:52:00.553
6	1:03.515	+2.353	10:53:04.068
7	1:03.345	+2.183	10:54:07.413
8	1:03.389	+2.227	10:55:10.802

Lap	Lap Tm	Diff	Time of Day
(27) Banks /Brogan			
1	-:--		10:47:21.300
2	1:21.970	+18.529	10:48:43.270
3	1:14.045	+10.604	10:49:57.315
4	1:09.626	+6.185	10:51:06.941
5	1:05.832	+2.391	10:52:12.773
6	1:04.583	+1.142	10:53:17.356
7	1:06.602	+3.161	10:54:23.958
8	1:03.441	-	10:55:27.399

Lap	Lap Tm	Diff	Time of Day
(81) Daykin /Daykin			
1	-:--		10:47:34.039
2	1:15.806	+11.943	10:48:49.845
3	1:10.130	+6.267	10:49:59.975
4	1:08.517	+4.654	10:51:08.492
5	1:06.972	+3.109	10:52:15.464
6	1:05.274	+1.411	10:53:20.738
7	1:06.054	+2.191	10:54:26.792
8	1:03.863	-	10:55:30.655

Lap	Lap Tm	Diff	Time of Day
(28) Roberts /Roberts			
1	-:--		10:47:15.975
2	1:12.069	+7.734	10:48:28.044
3	1:05.235	+0.900	10:49:33.279
4	1:04.335	-	10:50:37.614
5	1:04.704	+0.369	10:51:42.318
6	1:04.725	+0.390	10:52:47.043
7	1:04.770	+0.435	10:53:51.813
8	1:05.059	+0.724	10:54:56.872

Lap	Lap Tm	Diff	Time of Day
(64) King / Moore			
1	-:--		10:47:39.882
2	1:18.404	+13.685	10:48:58.286
3	1:09.485	+4.766	10:50:07.771
4	1:06.362	+1.643	10:51:14.133
5	1:04.719	-	10:52:18.852
6	1:06.062	+1.343	10:53:24.914
7	1:05.371	+0.652	10:54:30.285

Lap	Lap Tm	Diff	Time of Day
(34) Hadcock /Hibberd			
1	-:--		10:47:35.154
2	1:17.863	+12.047	10:48:53.017
3	1:09.332	+3.516	10:50:02.349
4	1:08.912	+3.096	10:51:11.261
5	1:06.838	+1.022	10:52:18.099
6	1:05.816	-	10:53:23.915
7	1:05.938	+0.122	10:54:29.853

Lap	Lap Tm	Diff	Time of Day
(8) Ilaria/Shaw			
1	-:--		10:47:26.307

Lap	Lap Tm	Diff	Time of Day
2	1:18.654	+12.513	10:48:44.961
3	1:10.382	+4.241	10:49:55.343
4	1:07.963	+1.822	10:51:03.306
5	1:07.065	+0.924	10:52:10.371
6	1:06.141	-	10:53:16.512

Lap	Lap Tm	Diff	Time of Day
(14) Millington /Salmon			
1	-:--		10:47:16.735
2	1:26.200	+16.326	10:48:42.935
3	1:13.696	+3.822	10:49:56.631
4	1:09.874	-	10:51:06.505
5	1:10.323	+0.449	10:52:16.828

Lap	Lap Tm	Diff	Time of Day
(15) Susans /Susans			
1	-:--		10:47:31.265
2	1:24.501	+11.318	10:48:55.766
3	1:16.329	+3.146	10:50:12.095
4	1:15.414	+2.231	10:51:27.509
5	1:13.689	+0.506	10:52:41.198
6	1:13.183	-	10:53:54.381
7	1:14.721	+1.538	10:55:09.102

EMRA Club Championships - Round 1

Formula 600

Mallory Park 1.390 Miles

Race 8

01/03/2009 08:08

Race (10 Laps)

[194] Mark Hornsey	[4:27.620] [129] James Bromfield	[1:05.814] [137] Rob Cockson	[1:05.326] [76] Chris Rigg	8
32 [1:04.340] [58] Mark Nieschmidt	31 [1:03.737] [103] Richard Duncan	30 [1:02.706] [90] Mark Wood	29 [1:02.580] [43] Paul O'Connor	7
28 [1:01.882] [73] Stephen Taylor	27 [1:01.719] [46] Andrew Nicholson	26 [1:01.614] [79] Daniel Moss	25 [1:01.252] [77] Ian Fletcher	6
24 [1:00.974] [127] Richard Saunders	23 [1:00.881] [62] Barrie Yeend	22 [1:00.440] [100] Sam Smithson	21 [1:00.386] [72] Ryan Oliver	5
20 [1:00.217] [82] Gary Anslow	19 [1:00.049] [69] Paul Bannister	18 [59.209] [61] Dean Armstrong	17 [58.975] [511] Wayne Sutton	4
16 [58.944] [45] Michael Ellis	15 [58.846] [89] Stephen Gillings	14 [58.796] [126] Dean Young	13 [58.477] [107] Tom Meehan	3
12 [58.410] [191] Dylan Roberts	11 [58.176] [16] Dean Brown	10 [58.033] [29] Rob Moon	9 [57.872] [116] Steve Harper	2
8 [57.770] [55] Leon Jeacock	7 [57.324] [6] Gary Arden	6 [56.793] [711] Richard Durber	5 [56.645] [71] Jody Lees	1
4	3	2	1	

GRID FOR RACE 15

EMRA Club Championships - Round 1

Sorted on Best Lap time

CO-ORDIT Mallory Roadstocks

Mallory Park 1.390 Miles

Qualifying

01/03/2009 10:32

Qualify

Pos	No.	Class	Name	Make	Engine	Best Tm	Diff	Gap	Best Spd	In Lap	2nd Best	2nd Spd	2nd Lap
1	164	RSTX	Simon Phillips	Suzuki K6	1000	58.094	-	-	86.136	8	58.205	85.972	9
2	33	RSTX	Stuart Parsons	Yamaha R6	600	58.220	+0.126	+0.126	85.950	9	58.401	85.683	7
3	8	RSTX	Jim Hodgkinson	Suzuki	1000	58.575	+0.481	+0.355	85.429	9	58.604	85.387	7
4	31	1300	Arthur Oliver	Revolution	750	59.217	+1.123	+0.642	84.503	7	59.501	84.099	9
5	30	RSTX	Colin Orr	Kawasaki	599	59.430	+1.336	+0.213	84.200	9	59.757	83.739	8
6	190	RSTX	Nicholas Underwood	KMC Suzuki	1000	59.644	+1.550	+0.214	83.898	7	1:00.040	83.344	6
7	26	RSTX	Mark Woodburn	Honda	600	1:00.152	+2.058	+0.508	83.189	11	1:00.831	82.261	10
8	13	1300	Mark Pennington	Suzuki GSX	600	1:00.244	+2.150	+0.092	83.062	11	1:00.318	82.960	10
9	14	RSTX	Stephen Jory	Yamaha	600	1:00.323	+2.229	+0.079	82.953	8	1:00.370	82.889	10
10	150	RSTX	Darren Jones	Aprilia	1000	1:00.365	+2.271	+0.042	82.896	10	1:00.627	82.537	11
11	123	RSTX	Stuart McCann	Triumph	675	1:00.789	+2.695	+0.424	82.318	6	1:01.316	81.610	8
12	99	RSTX	Robert Carter	Suzuki	600	1:01.044	+2.950	+0.255	81.974	11	1:01.291	81.643	6
13	32	RSTX	Dane Oliver	Revolution	600	1:01.353	+3.259	+0.309	81.561	11	1:01.514	81.347	10
14	18	RSTX	Matthew Lucas	Gixer Junki	600	1:01.510	+3.416	+0.157	81.353	10	1:01.612	81.218	11
15	124	1300	Stuart Auckland	Suzuki	1000	1:01.600	+3.506	+0.090	81.234	6	1:01.603	81.230	11
16	9	RSTX	Jason Montgomery	Suzuki	1000	1:02.011	+3.917	+0.411	80.695	6	1:02.273	80.356	7
17	64	RSTX	Ian Dowling	GSXR	600	1:02.537	+4.443	+0.526	80.017	11	1:02.743	79.754	10
18	37	RSTX	Paul Sawyer	Watercall K	636	1:03.020	+4.926	+0.483	79.403	11	1:03.961	78.235	8
19	177	RSTX	Andrew Bailey	Kawasaki K	250	1:04.427	+6.333	+1.407	77.669	9	1:04.556	77.514	10
20	141	RSTX	Anthony Harrison	Kawasaki	750	1:04.523	+6.429	+0.096	77.554	7	1:04.531	77.544	10
21	108	RSTX	Robert Fellows	Honda	1000	1:04.725	+6.631	+0.202	77.312	10	1:05.115	76.849	7
22	40	RSTX	Kevin Meredith	Honda CBR	600	1:05.885	+7.791	+1.160	75.951	9	1:06.406	75.355	10
23	34	RSTX	Kevin Harding	Suzuki	750	1:07.284	+9.190	+1.399	74.371	9	1:07.331	74.319	7
24	56	RSTX	Adam Hodgkinson	Honda	400	1:09.331	+11.237	+2.047	72.176	6	1:09.418	72.085	4
25	38	RSTX	Kathryn Granger	Kawasaki	400	1:11.045	+12.951	+1.714	70.434	6	1:11.145	70.335	10

EMRA Club Championships - Round 1

Sidecars

Mallory Park 1.390 Miles

Qualifying

01/03/2009 07:06

Qualify

Lap	Lap Tm	Diff	Time of Day
(48) Dongworth /			
1	-:--		10:47:32.411
2	1:17.742	+20.901	10:48:50.153
3	1:09.422	+12.581	10:49:59.575
4	1:00.467	+3.626	10:51:00.042
5	56.841	-	10:51:56.883
6	57.252	+0.411	10:52:54.135
7	1:02.664	+5.823	10:53:56.799
8	1:01.755	+4.914	10:54:58.554
9	58.011	+1.170	10:55:56.565

Lap	Lap Tm	Diff	Time of Day
(53) Kimberley /Stone			
1	-:--		10:47:18.266
2	1:10.030	+12.243	10:48:28.296
3	58.616	+0.829	10:49:26.912
4	58.095	+0.308	10:50:25.007
5	59.003	+1.216	10:51:24.010
6	57.787	-	10:52:21.797
7	1:00.316	+2.529	10:53:22.113
8	1:00.375	+2.588	10:54:22.488
9	58.212	+0.425	10:55:20.700
10	59.143	+1.356	10:56:19.843

Lap	Lap Tm	Diff	Time of Day
(56) Currie /Biggs			
1	-:--		10:47:17.734
2	1:10.866	+12.431	10:48:28.600
3	1:04.852	+6.417	10:49:33.452
4	58.435	-	10:50:31.887
5	59.326	+0.891	10:51:31.213
6	59.197	+0.762	10:52:30.410
7	58.744	+0.309	10:53:29.154
8	1:01.819	+3.384	10:54:30.973
9	1:03.579	+5.144	10:55:34.552
10	1:00.441	+2.006	10:56:34.993

Lap	Lap Tm	Diff	Time of Day
(10) Lindley /Sayers			
1	-:--		10:47:24.190
2	1:21.173	+22.461	10:48:45.363
3	1:14.505	+15.793	10:49:59.868
4	1:08.934	+10.222	10:51:08.802
5	1:01.620	+2.908	10:52:10.422
6	1:02.516	+3.804	10:53:12.938
7	58.712	-	10:54:11.650
8	59.411	+0.699	10:55:11.061
9	59.267	+0.555	10:56:10.328

Lap	Lap Tm	Diff	Time of Day
(23) Smith/Starbuck			
1	-:--		10:47:35.481
2	1:09.417	+9.486	10:48:44.898
3	1:03.442	+3.511	10:49:48.340
4	1:00.702	+0.771	10:50:49.042
5	59.931	-	10:51:48.973
6	1:00.911	+0.980	10:52:49.884
7	1:01.723	+1.792	10:53:51.607
8	1:00.028	+0.097	10:54:51.635
9	1:00.573	+0.642	10:55:52.208

Lap	Lap Tm	Diff	Time of Day
(1) Bird /Roberts			
1	-:--		10:47:23.594
2	1:16.487	+16.467	10:48:40.081
3	1:05.463	+5.443	10:49:45.544
4	1:02.282	+2.262	10:50:47.826
5	1:00.792	+0.772	10:51:48.618
6	1:00.873	+0.853	10:52:49.491
7	1:00.930	+0.910	10:53:50.421

Lap	Lap Tm	Diff	Time of Day
8	1:00.734	+0.714	10:54:51.155
9	1:00.020	-	10:55:51.175

Lap	Lap Tm	Diff	Time of Day
(17) James / Jordan			
1	-:--		10:47:27.540
2	1:15.890	+15.217	10:48:43.430
3	1:04.435	+3.762	10:49:47.865
4	1:00.673	-	10:50:48.538
5	1:01.815	+1.142	10:51:50.353
6	1:02.106	+1.433	10:52:52.459
7	1:01.454	+0.781	10:53:53.913
8	1:04.221	+3.548	10:54:58.134
9	1:02.521	+1.848	10:56:00.655

Lap	Lap Tm	Diff	Time of Day
(32) Cookson/Cookson			
1	-:--		10:47:36.968
2	1:11.646	+10.484	10:48:48.614
3	1:07.825	+6.663	10:49:56.439
4	1:02.952	+1.790	10:50:59.391
5	1:01.162	-	10:52:00.553
6	1:03.515	+2.353	10:53:04.068
7	1:03.345	+2.183	10:54:07.413
8	1:03.389	+2.227	10:55:10.802
9	1:01.178	+0.016	10:56:11.980

Lap	Lap Tm	Diff	Time of Day
(27) Banks /Brogan			
1	-:--		10:47:21.300
2	1:21.970	+18.529	10:48:43.270
3	1:14.045	+10.604	10:49:57.315
4	1:09.626	+6.185	10:51:06.941
5	1:05.832	+2.391	10:52:12.773
6	1:04.583	+1.142	10:53:17.356
7	1:06.602	+3.161	10:54:23.958
8	1:03.441	-	10:55:27.399
9	1:04.492	+1.051	10:56:31.891

Lap	Lap Tm	Diff	Time of Day
(81) Daykin /Daykin			
1	-:--		10:47:34.039
2	1:15.806	+11.943	10:48:49.845
3	1:10.130	+6.267	10:49:59.975
4	1:08.517	+4.654	10:51:08.492
5	1:06.972	+3.109	10:52:15.464
6	1:05.274	+1.411	10:53:20.738
7	1:06.054	+2.191	10:54:26.792
8	1:03.863	-	10:55:30.655
9	1:04.497	+0.634	10:56:35.152

Lap	Lap Tm	Diff	Time of Day
(34) Hadcock /Hibberd			
1	-:--		10:47:35.154
2	1:17.863	+13.658	10:48:53.017
3	1:09.332	+5.127	10:50:02.349
4	1:08.912	+4.707	10:51:11.261
5	1:06.838	+2.633	10:52:18.099
6	1:05.816	+1.611	10:53:23.915
7	1:05.938	+1.733	10:54:29.853
8	1:04.205	-	10:55:34.058
9	1:04.546	+0.341	10:56:38.604

Lap	Lap Tm	Diff	Time of Day
(64) King / Moore			
1	-:--		10:47:39.882
2	1:18.404	+14.159	10:48:58.286
3	1:09.485	+5.240	10:50:07.771
4	1:06.362	+2.117	10:51:14.133
5	1:04.719	+0.474	10:52:18.852
6	1:06.062	+1.817	10:53:24.914
7	1:05.371	+1.126	10:54:30.285

Lap	Lap Tm	Diff	Time of Day
8	1:04.245	-	10:55:34.530
9	1:05.843	+1.598	10:56:40.373

Lap	Lap Tm	Diff	Time of Day
(28) Roberts /Roberts			
1	-:--		10:47:15.975
2	1:12.069	+7.734	10:48:28.044
3	1:05.235	+0.900	10:49:33.279
4	1:04.335	-	10:50:37.614
5	1:04.704	+0.369	10:51:42.318
6	1:04.725	+0.390	10:52:47.043
7	1:04.770	+0.435	10:53:51.813
8	1:05.059	+0.724	10:54:56.872
9	1:05.440	+1.105	10:56:02.312

Lap	Lap Tm	Diff	Time of Day
(8) Ilaria/Shaw			
1	-:--		10:47:26.307
2	1:18.654	+12.513	10:48:44.961
3	1:10.382	+4.241	10:49:55.343
4	1:07.963	+1.822	10:51:03.306
5	1:07.065	+0.924	10:52:10.371
6	1:06.141	-	10:53:16.512

Lap	Lap Tm	Diff	Time of Day
(14) Millington /Salmon			
1	-:--		10:47:16.735
2	1:26.200	+16.326	10:48:42.935
3	1:13.696	+3.822	10:49:56.631
4	1:09.874	-	10:51:06.505
5	1:10.323	+0.449	10:52:16.828

Lap	Lap Tm	Diff	Time of Day
(15) Susans /Susans			
1	-:--		10:47:31.265
2	1:24.501	+12.737	10:48:55.766
3	1:16.329	+4.565	10:50:12.095
4	1:15.414	+3.650	10:51:27.509
5	1:13.689	+1.925	10:52:41.198
6	1:13.183	+1.419	10:53:54.381
7	1:14.721	+2.957	10:55:09.102
8	1:11.764	-	10:56:20.866

EMRA Club Championships - Round 1

CO-ORDIT Mallory Roadstocks

Mallory Park 1.390 Miles

Race 3

01/03/2009 08:03

Race (10 Laps)

[1:09.331] [56] Adam Hodgkinson	[1:07.284] [34] Kevin Harding	[1:05.885] [40] Kevin Meredith	[1:11.045] [38] Kathryn Granger	7
24 [1:04.523] [141] Anthony Harrison	23 [1:04.427] [177] Andrew Bailey	22 [1:03.020] [37] Paul Sawyer	25 [1:04.725] [108] Robert Fellows	6
20 [1:02.011] [9] Jason Montgomery	19 [1:01.600] [124] Stuart Auckland	18 [1:01.510] [18] Matthew Lucas	21 [1:02.537] [64] Ian Dowding	5
16 [1:01.044] [99] Robert Carter	15 [1:00.789] [123] Stuart McCann	14 [1:00.365] [150] Darren Jones	17 [1:01.353] [32] Dane Oliver	4
12 [1:00.244] [13] Mark Pennington	11 [1:00.152] [26] Mark Woodburn	10 [59.644] [190] Nicholas Underwood	13 [1:00.323] [14] Stephen Jory	3
8 [59.217] [31] Arthur Oliver	7 [58.575] [8] Jim Hodgkinson	6 [58.220] [33] Stuart Parsons	9 [59.430] [30] Colin Orr	2
4	3	2	5 [58.094] [164] Simon Phillips	1
			1	

EMRA Club Championships - Round 1

Sorted on Best Lap time

Sidecars

Mallory Park 1.390 Miles

Qualifying

01/03/2009 10:46

Qualify

Pos	No.	Class	Name	Make	Engine	Best Tm	Diff	Gap	Best Spd	In Lap	2nd Best	2nd Spd	2nd Lap
1	48	F11	Dongworth /	Ireson	600	56.841	-	-	88.035	5	57.252	87.403	6
2	53	F11	Kimberley /Stone	Suzuki	600	57.787	+0.946	+0.946	86.594	6	58.095	86.135	4
3	10	F11	Lindley /Sayers	Bellas Yam	600	58.032	+1.191	+0.245	86.228	11	58.538	85.483	10
4	56	F11	Currie /Biggs	LCR Yamah	600	58.435	+1.594	+0.403	85.634	4	58.744	85.183	7
5	23	F11	Smith/Starbuck	Shellbourn	600	59.931	+3.090	+1.496	83.496	5	1:00.028	83.361	8
6	1	F1	Bird /Roberts	Kepston Ka	1000	59.934	+3.093	+0.003	83.492	11	1:00.020	83.372	9
7	32	F11	Cookson/Cookson	Honda	600	1:00.573	+3.732	+0.639	82.611	10	1:00.816	82.281	11
8	17	F1	James / Jordon	LCR Suzuki	1000	1:00.673	+3.832	+0.100	82.475	4	1:01.454	81.427	7
9	27	F11	Banks /Brogan	Baker	600	1:03.441	+6.600	+2.768	78.876	8	1:04.074	78.097	10
10	81	F11	Daykin /Daykin	Windle Yarr	600	1:03.863	+7.022	+0.422	78.355	8	1:04.497	77.585	9
11	34	F11	Hadcock /Hibberd	Shellbourn	600	1:04.205	+7.364	+0.342	77.938	8	1:04.345	77.768	10
12	64	F11	King / Moore	Ireson Hon	600	1:04.245	+7.404	+0.040	77.889	8	1:04.719	77.319	5
13	28	F11	Roberts /Roberts	Kawasaki	600	1:04.335	+7.494	+0.090	77.780	4	1:04.375	77.732	11
14	8	F11	Ilaria/Shaw	Kawasaki B	600	1:06.141	+9.300	+1.806	75.657	6	1:07.065	74.614	5
15	14	F1	Millington /Salmon	LCR	998	1:09.874	+13.033	+3.733	71.615	4	1:10.323	71.157	5
16	15	F11	Susans /Susans			1:11.700	+14.859	+1.826	69.791	9	1:11.764	69.729	8

EMRA Club Championships - Round 1

Sidecars

Mallory Park 1.390 Miles

Qualifying

01/03/2009 10:46

Qualify

Lap	Lap Tm	Diff	Time of Day
(48) Dongworth /			
1	-:--		10:47:32.411
2	1:17.742	+20.901	10:48:50.153
3	1:09.422	+12.581	10:49:59.575
4	1:00.467	+3.626	10:51:00.042
5	56.841	-	10:51:56.883
6	57.252	+0.411	10:52:54.135
7	1:02.664	+5.823	10:53:56.799
8	1:01.755	+4.914	10:54:58.554
9	58.011	+1.170	10:55:56.565

Lap	Lap Tm	Diff	Time of Day
(53) Kimberley /Stone			
1	-:--		10:47:18.266
2	1:10.030	+12.243	10:48:28.296
3	58.616	+0.829	10:49:26.912
4	58.095	+0.308	10:50:25.007
5	59.003	+1.216	10:51:24.010
6	57.787	-	10:52:21.797
7	1:00.316	+2.529	10:53:22.113
8	1:00.375	+2.588	10:54:22.488
9	58.212	+0.425	10:55:20.700
10	59.143	+1.356	10:56:19.843
11	59.066	+1.279	10:57:18.909
12	59.629	+1.842	10:58:18.538

Lap	Lap Tm	Diff	Time of Day
(10) Lindley /Sayers			
1	-:--		10:47:24.190
2	1:21.173	+23.141	10:48:45.363
3	1:14.505	+16.473	10:49:59.868
4	1:08.934	+10.902	10:51:08.802
5	1:01.620	+3.588	10:52:10.422
6	1:02.516	+4.484	10:53:12.938
7	58.712	+0.680	10:54:11.650
8	59.411	+1.379	10:55:11.061
9	59.267	+1.235	10:56:10.328
10	58.538	+0.506	10:57:08.866
11	58.032	-	10:58:06.898

Lap	Lap Tm	Diff	Time of Day
(56) Currie /Biggs			
1	-:--		10:47:17.734
2	1:10.866	+12.431	10:48:28.600
3	1:04.852	+6.417	10:49:33.452
4	58.435	-	10:50:31.887
5	59.326	+0.891	10:51:31.213
6	59.197	+0.762	10:52:30.410
7	58.744	+0.309	10:53:29.154
8	1:01.819	+3.384	10:54:30.973
9	1:03.579	+5.144	10:55:34.552
10	1:00.441	+2.006	10:56:34.993
11	59.365	+0.930	10:57:34.358

Lap	Lap Tm	Diff	Time of Day
(23) Smith/Starbuck			
1	-:--		10:47:35.481
2	1:09.417	+9.486	10:48:44.898
3	1:03.442	+3.511	10:49:48.340
4	1:00.702	+0.771	10:50:49.042
5	59.931	-	10:51:48.973
6	1:00.911	+0.980	10:52:49.884
7	1:01.723	+1.792	10:53:51.607
8	1:00.028	+0.097	10:54:51.635
9	1:00.573	+0.642	10:55:52.208

Lap	Lap Tm	Diff	Time of Day
(1) Bird /Roberts			
1	-:--		10:47:23.594
2	1:16.487	+16.553	10:48:40.081

Lap	Lap Tm	Diff	Time of Day
3	1:05.463	+5.529	10:49:45.544
4	1:02.282	+2.348	10:50:47.826
5	1:00.792	+0.858	10:51:48.618
6	1:00.873	+0.939	10:52:49.491
7	1:00.930	+0.996	10:53:50.421
8	1:00.734	+0.800	10:54:51.155
9	1:00.020	+0.086	10:55:51.175
10	1:00.125	+0.191	10:56:51.300
11	59.934	-	10:57:51.234

Lap	Lap Tm	Diff	Time of Day
(32) Cookson/Cookson			
1	-:--		10:47:36.968
2	1:11.646	+11.073	10:48:48.614
3	1:07.825	+7.252	10:49:56.439
4	1:02.952	+2.379	10:50:59.391
5	1:01.162	+0.589	10:52:00.553
6	1:03.515	+2.942	10:53:04.068
7	1:03.345	+2.772	10:54:07.413
8	1:03.389	+2.816	10:55:10.802
9	1:01.178	+0.605	10:56:11.980
10	1:00.573	-	10:57:12.553
11	1:00.816	+0.243	10:58:13.369

Lap	Lap Tm	Diff	Time of Day
(17) James / Jordan			
1	-:--		10:47:27.540
2	1:15.890	+15.217	10:48:43.430
3	1:04.435	+3.762	10:49:47.865
4	1:00.673	-	10:50:48.538
5	1:01.815	+1.142	10:51:50.353
6	1:02.106	+1.433	10:52:52.459
7	1:01.454	+0.781	10:53:53.913
8	1:04.221	+3.548	10:54:58.134
9	1:02.521	+1.848	10:56:00.655
10	1:01.611	+0.938	10:57:02.266
11	1:02.032	+1.359	10:58:04.298

Lap	Lap Tm	Diff	Time of Day
(27) Banks /Brogan			
1	-:--		10:47:21.300
2	1:21.970	+18.529	10:48:43.270
3	1:14.045	+10.604	10:49:57.315
4	1:09.626	+6.185	10:51:06.941
5	1:05.832	+2.391	10:52:12.773
6	1:04.583	+1.142	10:53:17.356
7	1:06.602	+3.161	10:54:23.958
8	1:03.441	-	10:55:27.399
9	1:04.492	+1.051	10:56:31.891
10	1:04.074	+0.633	10:57:35.965

Lap	Lap Tm	Diff	Time of Day
(81) Daykin /Daykin			
1	-:--		10:47:34.039
2	1:15.806	+11.943	10:48:49.845
3	1:10.130	+6.267	10:49:59.975
4	1:08.517	+4.654	10:51:08.492
5	1:06.972	+3.109	10:52:15.464
6	1:05.274	+1.411	10:53:20.738
7	1:06.054	+2.191	10:54:26.792
8	1:03.863	-	10:55:30.655
9	1:04.497	+0.634	10:56:35.152
10	1:04.917	+1.054	10:57:40.069

Lap	Lap Tm	Diff	Time of Day
(34) Hadcock /Hibberd			
1	-:--		10:47:35.154
2	1:17.863	+13.658	10:48:53.017
3	1:09.332	+5.127	10:50:02.349
4	1:08.912	+4.707	10:51:11.261
5	1:06.838	+2.633	10:52:18.099

Lap	Lap Tm	Diff	Time of Day
6	1:05.816	+1.611	10:53:23.915
7	1:05.938	+1.733	10:54:29.853
8	1:04.205	-	10:55:34.058
9	1:04.546	+0.341	10:56:38.604
10	1:04.345	+0.140	10:57:42.949

Lap	Lap Tm	Diff	Time of Day
(64) King / Moore			
1	-:--		10:47:39.882
2	1:18.404	+14.159	10:48:58.286
3	1:09.485	+5.240	10:50:07.771
4	1:06.362	+2.117	10:51:14.133
5	1:04.719	+0.474	10:52:18.852
6	1:06.062	+1.817	10:53:24.914
7	1:05.371	+1.126	10:54:30.285
8	1:04.245	-	10:55:34.530
9	1:05.843	+1.598	10:56:40.373
10	1:05.907	+1.662	10:57:46.280

Lap	Lap Tm	Diff	Time of Day
(28) Roberts /Roberts			
1	-:--		10:47:15.975
2	1:12.069	+7.734	10:48:28.044
3	1:05.235	+0.900	10:49:33.279
4	1:04.335	-	10:50:37.614
5	1:04.704	+0.369	10:51:42.318
6	1:04.725	+0.390	10:52:47.043
7	1:04.770	+0.435	10:53:51.813
8	1:05.059	+0.724	10:54:56.872
9	1:05.440	+1.105	10:56:02.312
10	1:04.794	+0.459	10:57:07.106
11	1:04.375	+0.040	10:58:11.481

Lap	Lap Tm	Diff	Time of Day
(8) Ilaria/Shaw			
1	-:--		10:47:26.307
2	1:18.654	+12.513	10:48:44.961
3	1:10.382	+4.241	10:49:55.343
4	1:07.963	+1.822	10:51:03.306
5	1:07.065	+0.924	10:52:10.371
6	1:06.141	-	10:53:16.512

Lap	Lap Tm	Diff	Time of Day
(14) Millington /Salmon			
1	-:--		10:47:16.735
2	1:26.200	+16.326	10:48:42.935
3	1:13.696	+3.822	10:49:56.631
4	1:09.874	-	10:51:06.505
5	1:10.323	+0.449	10:52:16.828

Lap	Lap Tm	Diff	Time of Day
(15) Susans /Susans			
1	-:--		10:47:31.265
2	1:24.501	+12.801	10:48:55.766
3	1:16.329	+4.629	10:50:12.095
4	1:15.414	+3.714	10:51:27.509
5	1:13.689	+1.989	10:52:41.198
6	1:13.183	+1.483	10:53:54.381
7	1:14.721	+3.021	10:55:09.102
8	1:11.764	+0.064	10:56:20.866
9	1:11.700	-	10:57:32.566

EMRA Club Championships - Round 1

Sidecars

Mallory Park 1.390 Miles

Race 5


01/03/2009 08:05

Race (10 Laps)

[1:11.700] [15] Susans /Susans
<hr/>
16 [1:06.141] [8] Ilaria/Shaw
<hr/>
14 [1:04.245] [64] King / Moore
<hr/>
12 [1:03.863] [81] Daykin /Daykin
<hr/>
10 [1:00.673] [17] James / Jordon
<hr/>
8 [59.934] [1] Bird /Roberts
<hr/>
6 [58.435] [56] Currie /Biggs
<hr/>
4 [57.787] [53] Kimberley /Stone
<hr/>
2

[1:09.874] [14] Millington /Salmon
<hr/>
15 [1:04.335] [28] Roberts /Roberts
<hr/>
13 [1:04.205] [34] Hadcock /Hibberd
<hr/>
11 [1:03.441] [27] Banks /Brogan
<hr/>
9 [1:00.573] [32] Cookson/Cookson
<hr/>
7 [59.931] [23] Smith/Starbuck
<hr/>
5 [58.032] [10] Lindley /Sayers
<hr/>
3 [56.841] [48] Dongworth /
<hr/>
1

8
7
6
5
4
3
2
1



EMRA Club Championships - Round 1

Sorted on Best Lap time

175-1300cc Machines

Mallory Park 1.390 Miles

Qualifying

01/03/2009 11:03

Qualify

Pos	No.	Class	Name	Make	Engine	Best Tm	Diff	Gap	Best Spd	In Lap	2nd Best	2nd Spd	2nd Lap
1	41	1300	Mark Littler	Laser Kawa	1000	55.960	-	-	89.421	11	56.779	88.131	10
2	47	1300	Paul Curran	Kawasaki	1000	56.140	+0.180	+0.180	89.134	10	56.635	88.355	11
3	28	1300	Phillip Brooks	Yamaha R1	998	56.691	+0.731	+0.551	88.268	6	57.621	86.843	4
4	118	1300	Pete Bradshaw	Co-Ordit Ya	1000	56.822	+0.862	+0.131	88.064	10	57.175	87.521	9
5	711	1300	Richard Durber	Yamaha	600	57.345	+1.385	+0.523	87.261	7	57.511	87.009	6
6	8	1300	Jim Hodgkinson	Suzuki	1000	57.801	+1.841	+0.456	86.573	5	58.056	86.193	4
7	144	1300	Paul Townley	Suzuki	1000	57.872	+1.912	+0.071	86.467	7	58.192	85.991	6
8	53	1300	Russell Burrows	Suzuki	1000	58.445	+2.485	+0.573	85.619	10	58.802	85.099	11
9	157	1300	Rob Wilson	Kawasaki Z	1000	58.472	+2.512	+0.027	85.579	11	58.515	85.517	10
10	69	1300	Paul Bannister	Triumph	675	58.581	+2.621	+0.109	85.420	10	59.536	84.050	7
11	61	1300	Dean Armstrong	Yamaha R6	600	58.924	+2.964	+0.343	84.923	10	59.223	84.494	9
12	31	1300	Arthur Oliver	Revolution	750	58.988	+3.028	+0.064	84.831	8	59.345	84.320	7
13	107	1300	Tom Meehan	Yamaha	600	59.051	+3.091	+0.063	84.740	6	59.261	84.440	7
14	23	1300	Marcus Langford	Triumph	675	59.078	+3.118	+0.027	84.702	10	1:00.256	83.046	11
15	100	1300	Sam Smithson	Honda CBR	600	59.266	+3.306	+0.188	84.433	8	1:00.088	83.278	6
16	68	1300	Andrew Townley	Suzuki GSX	1000	59.328	+3.368	+0.062	84.345	8	59.344	84.322	6
17	81	1300	Aaron Brown	Yamaha	600	59.754	+3.794	+0.426	83.743	10	1:00.215	83.102	8
18	174	1300	Wayne Dunford	Yamaha R1	1000	59.876	+3.916	+0.122	83.573	9	1:00.259	83.042	6
19	102	1300	David Hampton	Honda RS	250	59.914	+3.954	+0.038	83.520	9	1:00.021	83.371	11
20	124	1300	Stuart Auckland	Suzuki	1000	59.915	+3.955	+0.001	83.518	10	1:00.634	82.528	11
21	84	1300	Phillip Copp	Suzuki L5	1000	1:00.075	+4.115	+0.160	83.296	8	1:01.984	80.731	5
22	11	1300	Gordon Scott	Suzuki	1000	1:00.112	+4.152	+0.037	83.245	5	1:00.794	82.311	7
23	13	1300	Mark Pennington	Suzuki GSX	600	1:00.214	+4.254	+0.102	83.104	11	1:00.835	82.255	10
24	166	1300	Matt Green	Kawasaki	1000	1:00.280	+4.320	+0.066	83.013	8	1:00.454	82.774	9
25	101	1300	Jon Leech	Kawasaki	1000	1:00.380	+4.420	+0.100	82.875	11	1:01.027	81.996	8
26	59	1300	Andy Carpenter	Honda Firet	1000	1:00.418	+4.458	+0.037	82.823	8	1:00.670	82.479	7
27	54	1300	Fred Burbidge	Yamaha	250	1:00.606	+4.646	+0.188	82.566	9	1:00.714	82.419	8
28	46	1300	Andrew Nicholson	Honda CBR	600	1:00.825	+4.865	+0.219	82.269	9	1:01.240	81.711	11
29	312	1300	Martyn Lewins	Yamaha	1000	1:00.919	+4.959	+0.094	82.142	11	1:01.170	81.805	8
30	79	1300	Daniel Moss	R & D GSXR	600	1:01.149	+5.189	+0.229	81.833	6	1:01.366	81.544	5
31	73	1300	Stephen Taylor	Honda CBR	600	1:01.210	+5.250	+0.061	81.751	8	1:01.461	81.417	11
32	62	1300	Barrie Yeend	Yamaha R6	600	1:01.301	+5.341	+0.091	81.630	8	1:01.837	80.922	6
33	67	1300	Jason Brewster	Suzuki GSX	750	1:01.385	+5.425	+0.084	81.518	5	1:01.536	81.318	8
34	149	1300	Stephen Gibson	Yamaha R1	998	1:01.441	+5.481	+0.056	81.444	5	1:01.514	81.347	4
35	52	1300	Martin Townsend	Honda Firet	1000	1:01.793	+5.833	+0.352	80.980	8	1:01.934	80.796	10
36	92	1300	Mark Ross	Triumph	675	1:01.887	+5.927	+0.094	80.857	10	1:02.256	80.378	9
37	7	1300	Brent Barnes	Yamaha R1	1000	1:02.045	+6.085	+0.158	80.651	7	1:02.409	80.181	10
38	90	1300	Mark Wood	Yamaha R6	600	1:02.113	+6.153	+0.068	80.563	6	1:02.260	80.373	5
39	9	1300	Jason Montgomery	Suzuki	1000	1:02.222	+6.262	+0.109	80.422	4	1:02.373	80.227	5
40	180	1300	Roger Titman	Yamaha	1000	1:03.304	+7.344	+1.082	79.047	9	1:03.489	78.817	7
41	34	1300	Kevin Harding	Suzuki	750	1:03.579	+7.619	+0.275	78.705	9	1:03.688	78.571	4
42	189	1300	Anthony Delaney	Yamaha	600	1:04.849	+8.889	+1.270	77.164	6	1:05.211	76.736	5

EMRA Club Championships - Round 1

175-1300cc Machines

Mallory Park 1.390 Miles

Qualifying

01/03/2009 11:03

Qualify

Lap	Lap Tm	Diff	Time of Day
(41) Mark Littler			
1	-:--		11:03:48.987
2	1:09.677	+13.717	11:04:58.664
3	1:03.345	+7.385	11:06:02.009
4	59.206	+3.246	11:07:01.215
5	57.078	+1.118	11:07:58.293
6	57.846	+1.886	11:08:56.139
7	57.862	+1.902	11:09:54.001
8	57.616	+1.656	11:10:51.617
9	57.117	+1.157	11:11:48.734
10	56.779	+0.819	11:12:45.513
11	55.960	-	11:13:41.473

Lap	Lap Tm	Diff	Time of Day
(47) Paul Curran			
1	-:--		11:03:41.533
2	1:11.707	+15.567	11:04:53.240
3	59.759	+3.619	11:05:52.999
4	59.168	+3.028	11:06:52.167
5	57.349	+1.209	11:07:49.516
6	57.479	+1.339	11:08:46.995
7	58.460	+2.320	11:09:45.455
8	59.072	+2.932	11:10:44.527
9	57.160	+1.020	11:11:41.687
10	56.140	-	11:12:37.827
11	56.635	+0.495	11:13:34.462
12	1:02.026	+5.886	11:14:36.488

Lap	Lap Tm	Diff	Time of Day
(28) Philip Brooks			
1	-:--		11:06:21.475
2	58.012	+1.321	11:07:19.487
3	58.647	+1.956	11:08:18.134
4	57.621	+0.930	11:09:15.755
5	58.917	+2.226	11:10:14.672
6	56.691	-	11:11:11.363
7	59.587	+2.896	11:12:10.950
8	1:00.232	+3.541	11:13:11.182

Lap	Lap Tm	Diff	Time of Day
(118) Pete Bradshaw			
1	-:--		11:03:36.014
2	1:07.757	+10.935	11:04:43.771
3	59.855	+3.033	11:05:43.626
4	59.727	+2.905	11:06:43.353
5	1:01.083	+4.261	11:07:44.436
6	58.868	+2.046	11:08:43.304
7	57.240	+0.418	11:09:40.544
8	57.252	+0.430	11:10:37.796
9	57.175	+0.353	11:11:34.971
10	56.822	-	11:12:31.793
11	57.828	+1.006	11:13:29.621

Lap	Lap Tm	Diff	Time of Day
(711) Richard Durber			
1	-:--		11:03:47.304
2	1:07.372	+10.027	11:04:54.676
3	59.611	+2.266	11:05:54.287
4	58.898	+1.553	11:06:53.185
5	57.758	+0.413	11:07:50.943
6	57.511	+0.166	11:08:48.454
7	57.345	-	11:09:45.799
8	58.066	+0.721	11:10:43.865
9	58.875	+1.530	11:11:42.740

Lap	Lap Tm	Diff	Time of Day
(8) Jim Hodgkinson			
1	-:--		11:04:36.005
2	1:01.942	+4.141	11:05:37.947
3	1:00.617	+2.816	11:06:38.564

Lap	Lap Tm	Diff	Time of Day
4	58.056	+0.255	11:07:36.620
5	57.801	-	11:08:34.421
6	58.105	+0.304	11:09:32.526

Lap	Lap Tm	Diff	Time of Day
(144) Paul Townley			
1	-:--		11:03:40.925
2	1:11.464	+13.592	11:04:52.389
3	1:02.581	+4.709	11:05:54.970
4	1:01.263	+3.391	11:06:56.233
5	1:01.564	+3.692	11:07:57.797
6	58.192	+0.320	11:08:55.989
7	57.872	-	11:09:53.861
8	58.496	+0.624	11:10:52.357
9	58.738	+0.866	11:11:51.095
10	59.221	+1.349	11:12:50.316

Lap	Lap Tm	Diff	Time of Day
(53) Russell Burrows			
1	-:--		11:03:45.202
2	1:12.918	+14.473	11:04:58.120
3	1:05.227	+6.782	11:06:03.347
4	1:01.581	+3.136	11:07:04.928
5	1:00.897	+2.452	11:08:05.825
6	59.190	+0.745	11:09:05.015
7	59.361	+0.916	11:10:04.376
8	59.231	+0.786	11:11:03.607
9	59.709	+1.264	11:12:03.316
10	58.445	-	11:13:01.761
11	58.802	+0.357	11:14:00.563

Lap	Lap Tm	Diff	Time of Day
(157) Rob Wilson			
1	-:--		11:03:41.808
2	1:09.159	+10.687	11:04:50.967
3	1:02.408	+3.936	11:05:53.375
4	1:00.697	+2.225	11:06:54.072
5	58.565	+0.093	11:07:52.637
6	59.099	+0.627	11:08:51.736
7	58.804	+0.332	11:09:50.540
8	58.708	+0.236	11:10:49.248
9	58.758	+0.286	11:11:48.006
10	58.515	+0.043	11:12:46.521
11	58.472	-	11:13:44.993

Lap	Lap Tm	Diff	Time of Day
(69) Paul Bannister			
1	-:--		11:03:40.898
2	1:15.610	+17.029	11:04:56.508
3	1:03.358	+4.777	11:05:59.866
4	1:02.572	+3.991	11:07:02.438
5	1:00.654	+2.073	11:08:03.092
6	1:00.248	+1.667	11:09:03.340
7	59.536	+0.955	11:10:02.876
8	1:02.493	+3.912	11:11:05.369
9	1:02.861	+4.280	11:12:08.230
10	58.581	-	11:13:06.811

Lap	Lap Tm	Diff	Time of Day
(61) Dean Armstrong			
1	-:--		11:04:25.854
2	1:00.573	+1.649	11:05:26.427
3	59.743	+0.819	11:06:26.170
4	59.985	+1.061	11:07:26.155
5	1:00.173	+1.249	11:08:26.328
6	1:00.177	+1.253	11:09:26.505
7	1:00.375	+1.451	11:10:26.880
8	1:00.223	+1.299	11:11:27.103
9	59.223	+0.299	11:12:26.326
10	58.924	-	11:13:25.250
11	1:00.057	+1.133	11:14:25.307

Lap	Lap Tm	Diff	Time of Day
(31) Arthur Oliver			
1	-:--		11:03:39.940
2	1:05.606	+6.618	11:04:45.546
3	59.790	+0.802	11:05:45.336
4	59.780	+0.792	11:06:45.116
5	59.701	+0.713	11:07:44.817
6	1:00.602	+1.614	11:08:45.419
7	59.345	+0.357	11:09:44.764
8	58.988	-	11:10:43.752

Lap	Lap Tm	Diff	Time of Day
(107) Tom Meehan			
1	-:--		11:03:45.656
2	1:10.122	+11.071	11:04:55.778
3	1:01.356	+2.305	11:05:57.134
4	59.426	+0.375	11:06:56.560
5	1:01.265	+2.214	11:07:57.825
6	59.051	-	11:08:56.876
7	59.261	+0.210	11:09:56.137
8	59.443	+0.392	11:10:55.580

Lap	Lap Tm	Diff	Time of Day
(23) Marcus Langford			
1	-:--		11:03:49.928
2	1:09.449	+10.371	11:04:59.377
3	1:11.583	+12.505	11:06:10.960
4	1:00.760	+1.682	11:07:11.720
5	1:01.704	+2.626	11:08:13.424
6	1:02.031	+2.953	11:09:15.455
7	1:00.850	+1.772	11:10:16.305
8	1:00.578	+1.500	11:11:16.883
9	1:02.105	+3.027	11:12:18.988
10	59.078	-	11:13:18.066
11	1:00.256	+1.178	11:14:18.322

Lap	Lap Tm	Diff	Time of Day
(100) Sam Smithson			
1	-:--		11:03:31.177
2	1:10.313	+11.047	11:04:41.490
3	1:02.014	+2.748	11:05:43.504
4	1:02.482	+3.216	11:06:45.986
5	1:00.875	+1.609	11:07:46.861
6	1:00.088	+0.822	11:08:46.949
7	1:01.923	+2.657	11:09:48.872
8	59.266	-	11:10:48.138
9	1:01.033	+1.767	11:11:49.171

Lap	Lap Tm	Diff	Time of Day
(68) Andrew Townley			
1	-:--		11:03:37.854
2	1:11.632	+12.304	11:04:49.486
3	1:03.364	+4.036	11:05:52.850
4	1:02.777	+3.449	11:06:55.627
5	1:00.791	+1.463	11:07:56.418
6	59.344	+0.016	11:08:55.762
7	1:00.196	+0.868	11:09:55.958
8	59.328	-	11:10:55.286
9	59.695	+0.367	11:11:54.981
10	1:00.116	+0.788	11:12:55.097
11	1:05.057	+5.729	11:14:00.154

Lap	Lap Tm	Diff	Time of Day
(81) Aaron Brown			
1	-:--		11:03:39.308
2	1:15.910	+16.156	11:04:55.218
3	1:03.770	+4.016	11:05:58.988
4	1:03.060	+3.306	11:07:02.048
5	1:00.810	+1.056	11:08:02.858
6	1:04.480	+4.726	11:09:07.338
7	1:00.833	+1.079	11:10:08.171

EMRA Club Championships - Round 1

175-1300cc Machines

Mallory Park 1.390 Miles

Qualifying

01/03/2009 11:03

Qualify

Lap	Lap Tm	Diff	Time of Day
8	1:00.215	+0.461	11:11:08.386
9	1:01.072	+1.318	11:12:09.458
10	59.754	-	11:13:09.212

(174) Wayne Dunford

1	-:---		11:03:37.051
2	1:09.231	+9.355	11:04:46.282
3	1:01.206	+1.330	11:05:47.488
4	1:00.835	+0.959	11:06:48.323
5	1:02.695	+2.819	11:07:51.018
6	1:00.259	+0.383	11:08:51.277
7	1:00.563	+0.687	11:09:51.840
8	1:01.532	+1.656	11:10:53.372
9	59.876	-	11:11:53.248
10	1:00.730	+0.854	11:12:53.978
11	1:01.056	+1.180	11:13:55.034

(102) David Hampton

1	-:---		11:03:43.973
2	1:20.711	+20.797	11:05:04.684
3	1:09.910	+9.996	11:06:14.594
4	1:02.536	+2.622	11:07:17.130
5	1:02.235	+2.321	11:08:19.365
6	1:01.625	+1.711	11:09:20.990
7	1:00.766	+0.852	11:10:21.756
8	1:00.836	+0.922	11:11:22.592
9	59.914	-	11:12:22.506
10	1:01.853	+1.939	11:13:24.359
11	1:00.021	+0.107	11:14:24.380

(124) Stuart Auckland

1	-:---		11:03:37.597
2	1:13.065	+13.150	11:04:50.662
3	1:01.987	+2.072	11:05:52.649
4	1:03.512	+3.597	11:06:56.161
5	1:01.509	+1.594	11:07:57.670
6	1:01.276	+1.361	11:08:58.946
7	1:01.796	+1.881	11:10:00.742
8	1:00.956	+1.041	11:11:01.698
9	1:01.525	+1.610	11:12:03.223
10	59.915	-	11:13:03.138
11	1:00.634	+0.719	11:14:03.772

(84) Phillip Copp

1	-:---		11:03:35.301
2	1:13.940	+13.865	11:04:49.241
3	1:03.110	+3.035	11:05:52.351
4	1:03.068	+2.993	11:06:55.419
5	1:01.984	+1.909	11:07:57.403
6	1:02.336	+2.261	11:08:59.739
7	1:02.654	+2.579	11:10:02.393
8	1:00.075	-	11:11:02.468

(11) Gordon Scott

1	-:---		11:04:35.879
2	1:03.455	+3.343	11:05:39.334
3	1:02.020	+1.908	11:06:41.354
4	1:02.726	+2.614	11:07:44.080
5	1:00.112	-	11:08:44.192
6	1:01.219	+1.107	11:09:45.411
7	1:00.794	+0.682	11:10:46.205
8	1:01.083	+0.971	11:11:47.288
9	1:01.197	+1.085	11:12:48.485

(13) Mark Pennington

1	-:---		11:03:36.815
---	-------	--	--------------

Lap	Lap Tm	Diff	Time of Day
2	1:13.533	+13.319	11:04:50.348
3	1:03.841	+3.627	11:05:54.189
4	1:03.023	+2.809	11:06:57.212
5	1:01.362	+1.148	11:07:58.574
6	1:01.587	+1.373	11:09:00.161
7	1:02.023	+1.809	11:10:02.184
8	1:00.925	+0.711	11:11:03.109
9	1:01.453	+1.239	11:12:04.562
10	1:00.835	+0.621	11:13:05.397
11	1:00.214	-	11:14:05.611

(166) Matt Green

1	-:---		11:03:31.524
2	1:06.144	+5.864	11:04:37.668
3	1:02.100	+1.820	11:05:39.768
4	1:02.274	+1.994	11:06:42.042
5	1:02.238	+1.958	11:07:44.280
6	1:01.591	+1.311	11:08:45.871
7	1:01.286	+1.006	11:09:47.157
8	1:00.280	-	11:10:47.437
9	1:00.454	+0.174	11:11:47.891
10	1:01.691	+1.411	11:12:49.582
11	1:00.787	+0.507	11:13:50.369

(101) Jon Leech

1	-:---		11:03:49.079
2	1:12.954	+12.573	11:05:02.033
3	1:05.183	+4.802	11:06:07.216
4	1:04.174	+3.793	11:07:11.390
5	1:01.785	+1.404	11:08:13.175
6	1:02.158	+1.777	11:09:15.333
7	1:02.006	+1.625	11:10:17.339
8	1:01.027	+0.646	11:11:18.366
9	1:02.165	+1.784	11:12:20.531
10	1:01.302	+0.921	11:13:21.833
11	1:00.380	-	11:14:22.213

(59) Andy Carpenter

1	-:---		11:03:49.876
2	1:09.134	+8.716	11:04:59.010
3	1:05.293	+4.875	11:06:04.303
4	1:02.535	+2.117	11:07:06.838
5	1:00.838	+0.420	11:08:07.676
6	1:01.814	+1.396	11:09:09.490
7	1:00.670	+0.252	11:10:10.160
8	1:00.418	-	11:11:10.578
9	1:01.034	+0.616	11:12:11.612
10	1:01.562	+1.144	11:13:13.174

(54) Fred Burbidge

1	-:---		11:03:34.900
2	1:20.026	+19.420	11:04:54.926
3	1:07.263	+6.657	11:06:02.189
4	1:05.478	+4.872	11:07:07.667
5	1:01.177	+0.571	11:08:08.844
6	1:01.900	+1.294	11:09:10.744
7	1:01.202	+0.596	11:10:11.946
8	1:00.714	+0.108	11:11:12.660
9	1:00.606	-	11:12:13.266
10	1:01.152	+0.546	11:13:14.418
11	1:03.254	+2.648	11:14:17.672

(46) Andrew Nicholson

1	-:---		11:03:54.083
2	1:14.009	+13.184	11:05:08.092
3	1:07.813	+6.988	11:06:15.905

Lap	Lap Tm	Diff	Time of Day
4	1:05.370	+4.545	11:07:21.275
5	1:03.343	+2.518	11:08:24.618
6	1:01.603	+0.778	11:09:26.221
7	1:01.778	+0.953	11:10:27.999
8	1:01.954	+1.129	11:11:29.953
9	1:00.825	-	11:12:30.778
10	1:01.410	+0.585	11:13:32.188
11	1:01.240	+0.415	11:14:33.428

(312) Martyn Lewins

1	-:---		11:03:43.998
2	1:13.688	+12.768	11:04:57.686
3	1:07.104	+6.184	11:06:04.790
4	1:03.484	+2.564	11:07:08.274
5	1:02.223	+1.303	11:08:10.497
6	1:01.992	+1.072	11:09:12.489
7	1:03.085	+2.165	11:10:15.574
8	1:01.170	+0.250	11:11:16.744
9	1:03.285	+2.365	11:12:20.029
10	1:02.512	+1.592	11:13:22.541
11	1:00.919	-	11:14:23.460

(79) Daniel Moss

1	-:---		11:04:32.887
2	1:04.227	+3.078	11:05:37.114
3	1:03.151	+2.002	11:06:40.265
4	1:01.880	+0.731	11:07:42.145
5	1:01.366	+0.217	11:08:43.511
6	1:01.149	-	11:09:44.660
7	1:01.456	+0.307	11:10:46.116
8	1:02.628	+1.479	11:11:48.744
9	1:01.492	+0.343	11:12:50.236
10	1:01.449	+0.300	11:13:51.685

(73) Stephen Taylor

1	-:---		11:03:33.325
2	1:21.761	+20.551	11:04:55.086
3	1:08.249	+7.039	11:06:03.335
4	1:04.811	+3.601	11:07:08.146
5	1:02.870	+1.660	11:08:11.016
6	1:02.452	+1.242	11:09:13.468
7	1:02.613	+1.403	11:10:16.081
8	1:01.210	-	11:11:17.291
9	1:02.875	+1.665	11:12:20.166
10	1:03.019	+1.809	11:13:23.185
11	1:01.461	+0.251	11:14:24.646

(62) Barrie Yeend

1	-:---		11:04:33.629
2	1:03.903	+2.602	11:05:37.532
3	1:02.868	+1.567	11:06:40.400
4	1:03.822	+2.521	11:07:44.222
5	1:02.384	+1.083	11:08:46.606
6	1:01.837	+0.536	11:09:48.443
7	1:02.998	+1.697	11:10:51.441
8	1:01.301	-	11:11:52.742
9	1:01.896	+0.595	11:12:54.638
10	1:02.200	+0.899	11:13:56.838

(67) Jason Brewster

1	-:---		11:04:34.473
2	1:03.337	+1.952	11:05:37.810
3	1:03.159	+1.774	11:06:40.969
4	1:02.831	+1.446	11:07:43.800
5	1:01.385	-	11:08:45.185
6	1:02.876	+1.491	11:09:48.061

EMRA Club Championships - Round 1

175-1300cc Machines

Mallory Park 1.390 Miles

Qualifying

01/03/2009 11:03

Qualify

Lap	Lap Tm	Diff	Time of Day
7	1:02.270	+0.885	11:10:50.331
8	1:01.536	+0.151	11:11:51.867

(149) Stephen Gibson

Lap	Lap Tm	Diff	Time of Day
1	-:---		11:03:35.575
2	1:11.798	+10.357	11:04:47.373
3	1:03.206	+1.765	11:05:50.579
4	1:01.514	+0.073	11:06:52.093
5	1:01.441	-	11:07:53.534
6	1:02.194	+0.753	11:08:55.728

(52) Martin Townsend

Lap	Lap Tm	Diff	Time of Day
1	-:---		11:03:50.643
2	1:11.544	+9.751	11:05:02.187
3	1:05.637	+3.844	11:06:07.824
4	1:04.161	+2.368	11:07:11.985
5	1:05.069	+3.276	11:08:17.054
6	1:04.431	+2.638	11:09:21.485
7	1:03.262	+1.469	11:10:24.747
8	1:01.793	-	11:11:26.540
9	1:02.105	+0.312	11:12:28.645
10	1:01.934	+0.141	11:13:30.579
11	1:02.605	+0.812	11:14:33.184

(92) Mark Ross

Lap	Lap Tm	Diff	Time of Day
1	-:---		11:03:43.774
2	1:13.116	+11.229	11:04:56.890
3	1:07.083	+5.196	11:06:03.973
4	1:04.674	+2.787	11:07:08.647
5	1:03.223	+1.336	11:08:11.870
6	1:02.976	+1.089	11:09:14.846
7	1:03.310	+1.423	11:10:18.156
8	1:02.407	+0.520	11:11:20.563
9	1:02.256	+0.369	11:12:22.819
10	1:01.887	-	11:13:24.706
11	1:05.041	+3.154	11:14:29.747

(7) Brent Barnes

Lap	Lap Tm	Diff	Time of Day
1	-:---		11:03:50.291
2	1:10.059	+8.014	11:05:00.350
3	1:05.291	+3.246	11:06:05.641
4	1:05.349	+3.304	11:07:10.990
5	1:05.391	+3.346	11:08:16.381
6	1:02.964	+0.919	11:09:19.345
7	1:02.045	-	11:10:21.390
8	1:03.166	+1.121	11:11:24.556
9	1:02.656	+0.611	11:12:27.212
10	1:02.409	+0.364	11:13:29.621
11	1:03.435	+1.390	11:14:33.056

(90) Mark Wood

Lap	Lap Tm	Diff	Time of Day
1	-:---		11:04:34.368
2	1:04.685	+2.572	11:05:39.053
3	1:04.366	+2.253	11:06:43.419
4	1:02.696	+0.583	11:07:46.115
5	1:02.260	+0.147	11:08:48.375
6	1:02.113	-	11:09:50.488

(9) Jason Montgomery

Lap	Lap Tm	Diff	Time of Day
1	-:---		11:03:38.370
2	1:17.286	+15.064	11:04:55.656
3	1:06.828	+4.606	11:06:02.484
4	1:02.222	-	11:07:04.706
5	1:02.373	+0.151	11:08:07.079
6	1:02.920	+0.698	11:09:09.999

Lap	Lap Tm	Diff	Time of Day
(180) Roger Titman			
1	-:---		11:03:37.978
2	1:14.542	+11.238	11:04:52.520
3	1:04.477	+1.173	11:05:56.997
4	1:04.779	+1.475	11:07:01.776
5	1:04.100	+0.796	11:08:05.876
6	1:03.494	+0.190	11:09:09.370
7	1:03.489	+0.185	11:10:12.859
8	1:03.672	+0.368	11:11:16.531
9	1:03.304	-	11:12:19.835
10	1:04.418	+1.114	11:13:24.253

(34) Kevin Harding

Lap	Lap Tm	Diff	Time of Day
1	-:---		11:04:35.751
2	1:06.482	+2.903	11:05:42.233
3	1:05.124	+1.545	11:06:47.357
4	1:03.688	+0.109	11:07:51.045
5	1:04.831	+1.252	11:08:55.876
6	1:06.645	+3.066	11:10:02.521
7	1:04.033	+0.454	11:11:06.554
8	1:04.222	+0.643	11:12:10.776
9	1:03.579	-	11:13:14.355
10	1:27.729	+24.150	11:14:42.084

(189) Anthony Delaney

Lap	Lap Tm	Diff	Time of Day
1	-:---		11:03:44.749
2	1:12.409	+7.560	11:04:57.158
3	1:07.954	+3.105	11:06:05.112
4	1:05.501	+0.652	11:07:10.613
5	1:05.211	+0.362	11:08:15.824
6	1:04.849	-	11:09:20.673
7	1:06.138	+1.289	11:10:26.811
8	1:05.501	+0.652	11:11:32.312

Lap	Lap Tm	Diff	Time of Day
-----	--------	------	-------------

EMRA Club Championships - Round 1

175-1300cc Machines

Mallory Park 1.390 Miles

Race 6

01/03/2009 08:06

Race (10 Laps)

[1:03.304] [180] Roger Titman	[1:02.222] [9] Jason Montgomery	[1:04.849] [189] Anthony Delaney	[1:03.579] [34] Kevin Harding	11
40 [1:01.887] [92] Mark Ross	39 [1:01.793] [52] Martin Townsend	42 [1:02.113] [90] Mark Wood	41 [1:02.045] [7] Brent Barnes	10
36 [1:01.301] [62] Barrie Yeend	35 [1:01.210] [73] Stephen Taylor	38 [1:01.441] [149] Stephen Gibson	37 [1:01.385] [67] Jason Brewster	9
32 [1:00.825] [46] Andrew Nicholson	31 [1:00.606] [54] Fred Burbidge	34 [1:01.149] [79] Daniel Moss	33 [1:00.919] [312] Martyn Lewins	8
28 [1:00.280] [166] Matt Green	27 [1:00.214] [13] Mark Pennington	30 [1:00.418] [59] Andy Carpenter	29 [1:00.380] [101] Jon Leech	7
24 [59.915] [124] Stuart Auckland	23 [59.914] [102] David Hampton	26 [1:00.112] [11] Gordon Scott	25 [1:00.075] [84] Phillip Copp	6
20 [59.328] [68] Andrew Townley	19 [59.266] [100] Sam Smithson	22 [59.876] [174] Wayne Dunford	21 [59.754] [81] Aaron Brown	5
16 [58.988] [31] Arthur Oliver	15 [58.924] [61] Dean Armstrong	18 [59.078] [23] Marcus Langford	17 [59.051] [107] Tom Meehan	4
12 [58.445] [53] Russell Burrows	11 [57.872] [144] Paul Townley	14 [58.581] [69] Paul Bannister	13 [58.472] [157] Rob Wilson	3
8 [56.822] [118] Pete Bradshaw	7 [56.691] [28] Philip Brooks	10 [57.801] [8] Jim Hodgkinson	9 [57.345] [711] Richard Durber	2
4	3	6 [56.140] [47] Paul Curran	5 [55.960] [41] Mark Littler	1
		2	1	

EMRA Club Championships - Round 1

Sorted on Laps

70-125cc Formula Machines

Mallory Park 1.390 Miles

Race 1

01/03/2009 11:21

Race (10 Laps)

Pos	No.	Class	Name	Make	Engine	Laps	Total Tm	Avg. Speed	Diff	Gap	Best Tm	Best Spd	In Lap
1	46	GP125	Ross Walker	Honda	125	10	9:55.605	84.015	-	-	58.108	86.114	10
2	15	GP125	Adam Robinson	Honda	125	10	9:57.732	83.716	+2.127	+2.127	58.405	85.678	6
3	7	GP125	David Renz	Honda	125	10	10:00.695	83.304	+5.090	+2.963	59.007	84.803	5
4	5	GP125	John Lea	Honda	125	10	10:00.998	83.262	+5.393	+0.303	58.723	85.214	10
5	10	GP125	Danny Smith	Honda GP	125	10	10:03.220	82.955	+7.615	+2.222	59.216	84.504	6
6	4	GP125	Curtis Wright	Honda	125	10	10:18.670	80.883	+23.065	+15.450	1:00.482	82.734	9
7	25	GP125	Elliot Lodge	Honda RS	125	10	10:23.044	80.315	+27.439	+4.374	1:00.601	82.573	4
8	44	GP125	Gavin Perkins	Honda	125	10	10:29.066	79.547	+33.461	+6.022	1:00.715	82.416	9
9	17	GP125	Tom Carne	Honda RS	125	10	10:39.204	78.285	+43.599	+10.138	1:02.659	79.861	5
10	20	F125	Lee Jackson	Aprilia RS	125	10	10:39.953	78.193	+44.348	+0.749	1:02.681	79.833	7
11	100	F125	Connor Tagg	Aprilia	125	10	10:46.992	77.343	+51.387	+7.039	1:03.506	78.796	5
12	6	F125	Benjamin Gautrey	Aprilia	125	9	10:03.101	74.674	1 Lap	1 Lap	1:05.600	76.280	8
13	72	GP125	Ricky Tarren	Honda GP	125	9	10:03.153	74.668	+0.052	+0.052	1:05.009	76.974	5
14	32	F125	Stuart Wilson	Aprilia	125	9	10:12.612	73.515	+9.511	+9.459	1:06.219	75.567	9
15	111	F125	Jed Bird	Aprilia RS	125	9	10:18.367	72.831	+15.266	+5.755	1:07.107	74.566	8
16	73	F125	Sam Cherry	Aprilia	125	9	10:20.178	72.618	+17.077	+1.811	1:07.077	74.601	5
17	85	GP125	Lee Ewbank	Honda	125 Pr	9	10:26.280	71.910	+23.179	+6.102	1:06.340	75.430	6
18	22	GP125	Wesley Seaman	Honda	125 Pi	9	10:35.561	70.860	+32.460	+9.281	1:08.447	73.108	5
19	23	F125	Luke Frearson	Aprilia	125	9	10:39.376	70.437	+36.275	+3.815	1:09.008	72.513	7
20	30	F125	James Widdowson	Aprilia	125	8	9:53.428	67.459	2 Laps	1 Lap	1:11.965	69.534	7
21	36	80	Bradley Hughes	Conti	80	8	10:33.043	63.237	+39.615	+39.615	1:17.069	64.929	8
22	8	80	Ryan Brain	Conti V3	80	8	10:41.387	62.415	+47.959	+8.344	1:17.975	64.174	6

Not classified

DNF	57	F125	Daniel Murphy	Aprilia RS	125	8	9:02.302	73.819	-	-	1:05.572	76.312	8
DNF	12	F125	Chester Buckle	Aprilia	125	4	6:06.224	54.655	-	-	1:25.101	58.801	4
DNF	35	F125	Thomas Chell	Aprilia	125	3	3:44.724	66.802	-	-	1:12.129	69.376	3
DNF	114	GP125	Sam Hornsey	Honda	125	0	----	-	-	-	----	-	0
DNF	19	F125	Joshu Boyd	Aprilia RS	125	0	----	-	-	-	----	-	0

Announcements

Amended result

Margin of Victory	Avg. Speed	Best Lap Tm	Best Spd	Best Lap by
+2.127	84.015	58.108	86.114	[46] Ross Walker

Printed: 01/03/2009 12:08:38

Licensed to: Saturn Timing Ltd

Chief of Timing & Scoring
WWW.EASTMIDLANDRACING.CO.UK

Orbits 3
www.amb-it.com
www.mylaps.com

EMRA Club Championships - Round 1

70-125cc Formula Machines

Mallory Park 1.390 Miles

Race 1

01/03/2009 11:21

Race (10 Laps)

Lap	Lap Tm	Diff	Time of Day
(46) Ross Walker			
1	-:--		11:22:57.408
2	59.664	+1.555	11:23:57.072
3	59.075	+0.966	11:24:56.147
4	59.261	+1.152	11:25:55.408
5	58.704	+0.595	11:26:54.112
6	58.160	+0.051	11:27:52.272
7	59.554	+1.445	11:28:51.826
8	58.844	+0.735	11:29:50.670
9	58.266	+0.157	11:30:48.936
10	58.108	-	11:31:47.045

(15) Adam Robinson			
1	-:--		11:22:56.014
2	59.369	+0.964	11:23:55.383
3	59.358	+0.953	11:24:54.741
4	58.914	+0.509	11:25:53.655
5	58.931	+0.526	11:26:52.586
6	58.405	-	11:27:50.991
7	58.876	+0.471	11:28:49.867
8	1:00.610	+2.205	11:29:50.477
9	59.146	+0.741	11:30:49.623
10	59.548	+1.143	11:31:49.172

(7) David Renz			
1	-:--		11:22:57.557
2	59.799	+0.792	11:23:57.356
3	59.104	+0.097	11:24:56.460
4	59.313	+0.306	11:25:55.773
5	59.007	-	11:26:54.780
6	59.419	+0.412	11:27:54.199
7	59.629	+0.622	11:28:53.828
8	59.563	+0.556	11:29:53.391
9	59.453	+0.446	11:30:52.844
10	59.290	+0.283	11:31:52.135

(5) John Lea			
1	-:--		11:22:56.827
2	59.882	+1.159	11:23:56.709
3	1:00.180	+1.457	11:24:56.889
4	1:00.546	+1.823	11:25:57.435
5	59.375	+0.652	11:26:56.810
6	59.270	+0.547	11:27:56.080
7	59.567	+0.844	11:28:55.647
8	59.103	+0.380	11:29:54.750
9	58.964	+0.241	11:30:53.715
10	58.723	-	11:31:52.438

(10) Danny Smith			
1	-:--		11:22:57.926
2	59.592	+0.376	11:23:57.518
3	59.576	+0.360	11:24:57.094
4	1:00.627	+1.411	11:25:57.721
5	59.503	+0.287	11:26:57.224
6	59.216	-	11:27:56.440
7	59.357	+0.141	11:28:55.797
8	59.280	+0.064	11:29:55.077
9	59.495	+0.279	11:30:54.573
10	1:00.087	+0.871	11:31:54.660

(4) Curtis Wright			
1	-:--		11:23:00.140
2	1:00.755	+0.272	11:24:00.895
3	1:01.113	+0.630	11:25:02.008
4	1:00.568	+0.085	11:26:02.576

5	1:00.806	+0.323	11:27:03.382
6	1:00.713	+0.230	11:28:04.095
7	1:01.602	+1.119	11:29:05.697
8	1:01.981	+1.498	11:30:07.678
9	1:00.482	-	11:31:08.161
10	1:01.949	+1.466	11:32:10.110

(25) Elliot Lodge			
1	-:--		11:22:58.935
2	1:01.115	+0.514	11:24:00.050
3	1:02.629	+2.028	11:25:02.679
4	1:00.601	-	11:26:03.280
5	1:02.108	+1.507	11:27:05.388
6	1:01.278	+0.677	11:28:06.666
7	1:01.346	+0.745	11:29:08.012
8	1:01.926	+1.325	11:30:09.938
9	1:02.139	+1.538	11:31:12.078
10	1:02.406	+1.805	11:32:14.484

(44) Gavin Perkins			
1	-:--		11:23:04.797
2	1:02.575	+1.859	11:24:07.372
3	1:02.081	+1.365	11:25:09.453
4	1:02.783	+2.067	11:26:12.236
5	1:01.612	+0.896	11:27:13.848
6	1:01.728	+1.012	11:28:15.576
7	1:01.100	+0.384	11:29:16.676
8	1:01.461	+0.745	11:30:18.137
9	1:00.715	-	11:31:18.853
10	1:01.653	+0.937	11:32:20.506

(17) Tom Carne			
1	-:--		11:23:00.394
2	1:03.417	+0.758	11:24:03.811
3	1:03.467	+0.808	11:25:07.278
4	1:04.282	+1.623	11:26:11.560
5	1:02.659	-	11:27:14.219
6	1:02.745	+0.086	11:28:16.964
7	1:02.913	+0.254	11:29:19.877
8	1:03.320	+0.661	11:30:23.197
9	1:03.815	+1.156	11:31:27.013
10	1:03.631	+0.972	11:32:30.644

(20) Lee Jackson			
1	-:--		11:23:01.109
2	1:03.602	+0.921	11:24:04.711
3	1:03.312	+0.631	11:25:08.023
4	1:04.409	+1.728	11:26:12.432
5	1:02.970	+0.289	11:27:15.402
6	1:03.075	+0.394	11:28:18.477
7	1:02.681	-	11:29:21.158
8	1:02.758	+0.077	11:30:23.916
9	1:03.180	+0.499	11:31:27.097
10	1:04.296	+1.615	11:32:31.393

(100) Connor Tagg			
1	-:--		11:23:02.094
2	1:04.622	+1.116	11:24:06.716
3	1:04.124	+0.618	11:25:10.840
4	1:04.314	+0.808	11:26:15.154
5	1:03.506	-	11:27:18.660
6	1:03.791	+0.285	11:28:22.451
7	1:03.720	+0.214	11:29:26.171
8	1:04.220	+0.714	11:30:30.391
9	1:03.784	+0.278	11:31:34.176
10	1:04.256	+0.750	11:32:38.432

(6) Benjamin Gautrey			
1	-:--		11:23:04.603
2	1:06.619	+1.019	11:24:11.222
3	1:06.353	+0.753	11:25:17.575
4	1:06.622	+1.022	11:26:24.197
5	1:05.821	+0.221	11:27:30.018
6	1:06.486	+0.886	11:28:36.504
7	1:06.330	+0.730	11:29:42.834
8	1:05.600	-	11:30:48.434
9	1:06.106	+0.506	11:31:54.541

(72) Ricky Tarren			
1	-:--		11:23:03.181
2	1:07.367	+2.358	11:24:10.548
3	1:07.160	+2.151	11:25:17.708
4	1:06.022	+1.013	11:26:23.730
5	1:05.009	-	11:27:28.739
6	1:05.187	+0.178	11:28:33.926
7	1:05.685	+0.676	11:29:39.611
8	1:06.249	+1.240	11:30:45.860
9	1:08.732	+3.723	11:31:54.593

(32) Stuart Wilson			
1	-:--		11:23:06.379
2	1:07.947	+1.728	11:24:14.326
3	1:07.564	+1.345	11:25:21.890
4	1:09.064	+2.845	11:26:30.954
5	1:07.194	+0.975	11:27:38.148
6	1:06.247	+0.028	11:28:44.395
7	1:06.914	+0.695	11:29:51.309
8	1:06.523	+0.304	11:30:57.833
9	1:06.219	-	11:32:04.052

(111) Jed Bird			
1	-:--		11:23:06.965
2	1:08.691	+1.583	11:24:15.656
3	1:07.457	+0.349	11:25:23.113
4	1:07.730	+0.622	11:26:30.843
5	1:07.114	+0.006	11:27:37.957
6	1:08.164	+1.056	11:28:46.121
7	1:08.537	+1.429	11:29:54.658
8	1:07.107	-	11:31:01.766
9	1:08.041	+0.933	11:32:09.807

(73) Sam Cherry			
1	-:--		11:23:07.386
2	1:08.658	+1.581	11:24:16.044
3	1:07.857	+0.780	11:25:23.901
4	1:07.519	+0.442	11:26:31.420
5	1:07.077	-	11:27:38.497
6	1:07.385	+0.308	11:28:45.882
7	1:07.183	+0.106	11:29:53.065
8	1:08.018	+0.941	11:31:01.084
9	1:10.534	+3.457	11:32:11.618

(85) Lee Ewbank			
1	-:--		11:23:12.404
2	1:12.005	+5.665	11:24:24.409
3	1:08.411	+2.071	11:25:32.820
4	1:06.581	+0.241	11:26:39.401
5	1:06.749	+0.409	11:27:46.150
6	1:06.340	-	11:28:52.490
7	1:06.747	+0.407	11:29:59.237
8	1:07.264	+0.924	11:31:06.502
9	1:11.218	+4.878	11:32:17.720

EMRA Club Championships - Round 1

70-125cc Formula Machines

Mallory Park 1.390 Miles

Race 1

01/03/2009 11:21

Race (10 Laps)

Lap	Lap Tm	Diff	Time of Day
(22) Wesley Seaman			
1	-:--		11:23:11.984
2	1:11.981	+3.534	11:24:23.965
3	1:09.337	+0.890	11:25:33.302
4	1:08.576	+0.129	11:26:41.878
5	1:08.447	-	11:27:50.325
6	1:08.971	+0.524	11:28:59.296
7	1:09.285	+0.838	11:30:08.581
8	1:08.748	+0.301	11:31:17.330
9	1:09.671	+1.224	11:32:27.001

(23) Luke Frearson			
1	-:--		11:23:10.321
2	1:09.940	+0.932	11:24:20.261
3	1:09.301	+0.293	11:25:29.562
4	1:09.722	+0.714	11:26:39.284
5	1:10.804	+1.796	11:27:50.088
6	1:11.485	+2.477	11:29:01.573
7	1:09.008	-	11:30:10.581
8	1:10.030	+1.022	11:31:20.612
9	1:10.204	+1.196	11:32:30.816

(30) James Widdowson			
1	-:--		11:23:13.833
2	1:13.100	+1.135	11:24:26.933
3	1:14.187	+2.222	11:25:41.120
4	1:13.180	+1.215	11:26:54.300
5	1:12.702	+0.737	11:28:07.002
6	1:13.698	+1.733	11:29:20.700
7	1:11.965	-	11:30:32.665
8	1:12.202	+0.237	11:31:44.868

(36) Bradley Hughes			
1	-:--		11:23:16.208
2	1:18.877	+1.807	11:24:35.085
3	1:19.009	+1.939	11:25:54.094
4	1:17.387	+0.317	11:27:11.481
5	1:18.065	+0.995	11:28:29.546
6	1:19.597	+2.527	11:29:49.143
7	1:18.270	+1.201	11:31:07.414
8	1:17.069	-	11:32:24.483

(8) Ryan Brain			
1	-:--		11:23:20.521
2	1:19.623	+1.648	11:24:40.144
3	1:20.004	+2.029	11:26:00.148
4	1:18.797	+0.822	11:27:18.945
5	1:18.889	+0.914	11:28:37.834
6	1:17.975	-	11:29:55.809
7	1:18.102	+0.127	11:31:13.912
8	1:18.915	+0.940	11:32:32.827

(57) Daniel Murphy			
1	-:--		11:23:07.503
2	1:07.157	+1.584	11:24:14.660
3	1:07.486	+1.913	11:25:22.146
4	1:07.022	+1.449	11:26:29.168
5	1:05.880	+0.307	11:27:35.048
6	1:06.036	+0.463	11:28:41.084
7	1:07.085	+1.512	11:29:48.169
8	1:05.572	-	11:30:53.742

(12) Chester Buckle			
1	-:--		11:23:35.209
2	1:30.726	+5.625	11:25:05.935

Lap	Lap Tm	Diff	Time of Day
3	1:26.628	+1.527	11:26:32.563
4	1:25.101	-	11:27:57.664

(35) Thomas Chell			
1	-:--		11:23:11.421
2	1:12.614	+0.485	11:24:24.035
3	1:12.129	-	11:25:36.164

Lap	Lap Tm	Diff	Time of Day
-----	--------	------	-------------

EMRA Club Championships - Round 1

Lapchart


70-125cc Formula Machines

Mallory Park 1.390 Miles

Race 1

01/03/2009 11:21

Race (10 Laps)



Competitors	Laps									
	1	2	3	4	5	6	7	8	9	10
Adam Robinson (15)	1	15	15	15	15	15	15	15	46	46
John Lea (5)	2	5	5	46	46	46	46	46	15	15
Ross Walker (46)	3	46	46	7	7	7	7	7	7	7
David Renz (7)	4	7	7	5	5	5	5	5	5	5
Danny Smith (10)	5	10	10	10	10	10	10	10	10	10
Elliot Lodge (25)	6	25	25	4	4	4	4	4	4	4
Curtis Wright (4)	7	4	4	25	25	25	25	25	25	25
Tom Carne (17)	8	17	17	17	17	44	44	44	44	44
Lee Jackson (20)	9	20	20	20	44	17	17	17	17	17
Connor Tagg (100)	10	100	100	44	20	20	20	20	20	20
Ricky Tarren (72)	11	72	44	100	100	100	100	100	100	100
Benjamin Gautrey (6)	12	6	72	6	72	72	72	72	6	6
Gavin Perkins (44)	13	44	6	72	6	6	6	6	6	72
Stuart Wilson (32)	14	32	32	32	57	57	57	57	57	32
Jed Bird (111)	15	111	57	57	111	111	32	32	32	111
Sam Cherry (73)	16	73	111	111	32	32	73	73	73	73
Daniel Murphy (57)	17	57	73	73	73	73	111	111	111	85
Luke Frearson (23)	18	23	23	23	23	85	85	85	85	22
Thomas Chell (35)	19	35	22	85	85	23	22	22	22	23
Wesley Seaman (22)	20	22	35	22	22	22	23	23	23	23
Lee Ewbank (85)	21	85	85	35	30	30	30	30	30	30
James Widdowson (30)	22	30	30	30	36	36	36	36	36	36
Bradley Hughes (36)	23	36	36	36	8	8	8	8	8	8
Ryan Brain (8)	24	8	8	8	12					
Chester Buckle (12)	25	12	12	12						
-	26									
-	27									

EMRA Club Championships - Round 1

Sorted on Laps

F400 & Earlystocks

Mallory Park 1.390 Miles

Race 2

01/03/2009 11:38

Race (10 Laps)

Pos	No.	Class	Name	Make	Engine	Laps	Total Tm	Avg. Speed	Diff	Gap	Best Tm	Best Spd	In Lap
1	127	F400	Richard Saunders	Kawasaki XR	400	10	10:04.315	82.804	-	-	59.238	84.473	2
2	194	F400	Mark Hornsey	Honda	400	10	10:09.924	82.043	+5.609	+5.609	59.638	83.906	10
3	169	F400	Mike Dorey	BMC Honda	400	10	10:11.031	81.894	+6.716	+1.107	59.090	84.684	5
4	3	F400	Simon Edmondson	RVF Honda	400	9	9:23.281	79.953	1 Lap	1 Lap	1:00.950	82.100	6
5	98	F400	James Simpson	JSR Kawasaki	400	9	9:26.934	79.438	+3.653	+3.653	1:01.505	81.359	6
6	223	ESTX	Steve Long	Kawasaki	750	9	9:27.214	79.399	+3.933	+0.280	1:01.287	81.649	2
7	77	F400	Ian Fletcher	Honda	400	9	9:28.208	79.260	+4.927	+0.994	1:01.675	81.135	8
8	21	F400	Elliot Stevens	Yamaha	400	9	9:32.025	78.731	+8.744	+3.817	1:01.425	81.465	7
9	216	ESTX	Alec Gilfillan	Suzuki	1100	9	9:34.851	78.344	+11.570	+2.826	1:03.019	79.405	7
10	120	F400	Daniel Brown	Kawasaki	400	9	9:34.953	78.330	+11.672	+0.102	1:01.338	81.581	8
11	134	F400	Justin Little	Honda	400	9	9:38.138	77.898	+14.857	+3.185	1:02.607	79.927	6
12	202	ESTX	Aidy Brennan	Suzuki	1000	9	9:39.297	77.743	+16.016	+1.159	1:02.790	79.694	9
13	104	F400	Cameron Wilson	Suzuki SV	650	9	9:42.894	77.263	+19.613	+3.597	1:03.413	78.911	4
14	275	ESTX	Neil Myatt	Kawasaki	750	9	9:47.270	76.687	+23.989	+4.376	1:03.760	78.482	4
15	114	F400	Sam Hornsey	Honda	400	9	9:49.881	76.348	+26.600	+2.611	1:02.798	79.684	9
16	17	F400	Stephen Cullen	ZXR400	399	9	9:53.138	75.928	+29.857	+3.257	1:03.728	78.521	8
17	170	F400	Richard Dorey	BMC Honda	400	9	9:55.377	75.643	+32.096	+2.239	1:03.968	78.227	8
18	56	F400	Adam Hodgkinson	Honda	400	9	10:11.955	73.594	+48.674	+16.578	1:05.012	76.970	6
19	226	ESTX	Colin Young	Yamaha	600	8	9:14.483	72.197	2 Laps	1 Lap	1:07.246	74.413	4
20	228	ESTX	Jonathan Mold	Kawasaki	750	8	9:20.388	71.436	+5.905	+5.905	1:07.613	74.009	8
21	136	F400	Mark James	BMC Honda	400	8	9:24.855	70.871	+10.372	+4.467	1:05.277	76.658	3
22	85	LC	John Hunt	Yamaha LC	250	8	9:27.655	70.522	+13.172	+2.800	1:09.271	72.238	3
23	179	F400	John Turner	Kawasaki ZXR	400	8	9:27.988	70.480	+13.505	+0.333	1:08.670	72.870	7
24	175	F400	Steve Setchell	RGV	250	8	9:29.879	70.246	+15.396	+1.891	1:09.154	72.359	5
25	20	LC	Andy Wilson	Yamaha 250LC	247	8	9:30.098	70.220	+15.615	+0.219	1:09.450	72.052	7
26	288	ESTX	Daniel Bullin	Kawasaki	750	7	9:10.796	63.595	3 Laps	1 Lap	1:13.418	68.158	5
27	280	ESTX	Jason Woodland	Kawasaki	750	7	9:19.733	62.580	+8.937	+8.937	1:15.838	65.983	7
Not classified													
DNF	278	ESTX	Bob Green	Suzuki	750	8	9:27.137	70.586	-	-	1:08.477	73.076	8
DNF	316	LC	Mark Emuss	Yamaha LC	250	1	1:13.588	68.000	-	-	---	-	1

Announcements

Nos 169 & 194 5 second penalty jump start
Red Flag @ 11:48 Result declared

Margin of Victory	Avg. Speed	Best Lap Tm	Best Spd	Best Lap by
+5.609	82.804	59.090	84.684	[169] Mike Dorey

Printed: 01/03/2009 11:55:16

Licensed to: Saturn Timing Ltd

Chief of Timing & Scoring
WWW.EASTMIDLANDRACING.CO.UK

Orbits 3
www.amb-it.com
www.mylaps.com

EMRA Club Championships - Round 1

F400 & Earlostocks

Mallory Park 1.390 Miles

Race 2

01/03/2009 11:38

Race (10 Laps)

Lap	Lap Tm	Diff	Time of Day
(127) Richard Saunders			
1	-:--	-	11:39:31.600
2	59.238	-	11:40:30.838
3	59.497	+0.259	11:41:30.335
4	59.695	+0.457	11:42:30.030
5	59.507	+0.269	11:43:29.537
6	59.650	+0.412	11:44:29.188
7	1:01.155	+1.917	11:45:30.343
8	1:00.553	+1.315	11:46:30.896
9	1:00.520	+1.282	11:47:31.416
10	1:00.099	+0.861	11:48:31.515

(194) Mark Horsey			
1	-:--	-	11:39:31.381
2	59.980	+0.342	11:40:31.361
3	59.829	+0.191	11:41:31.190
4	1:00.278	+0.640	11:42:31.468
5	59.889	+0.251	11:43:31.357
6	59.705	+0.067	11:44:31.063
7	1:00.826	+1.188	11:45:31.889
8	1:00.420	+0.782	11:46:32.309
9	1:00.177	+0.539	11:47:32.486
10	59.638	-	11:48:32.124

(169) Mike Dorey			
1	-:--	-	11:39:32.450
2	1:00.369	+1.279	11:40:32.819
3	59.166	+0.076	11:41:31.985
4	1:00.992	+1.902	11:42:32.977
5	59.090	-	11:43:32.067
6	59.658	+0.568	11:44:31.726
7	1:01.593	+2.503	11:45:33.319
8	59.657	+0.567	11:46:32.976
9	1:00.185	+1.095	11:47:33.161
10	1:00.070	+0.980	11:48:33.231

(3) Simon Edmondson			
1	-:--	-	11:39:36.082
2	1:01.863	+0.913	11:40:37.945
3	1:03.034	+2.084	11:41:40.979
4	1:01.404	+0.454	11:42:42.383
5	1:01.842	+0.892	11:43:44.226
6	1:00.950	-	11:44:45.176
7	1:01.523	+0.573	11:45:46.699
8	1:02.058	+1.108	11:46:48.757
9	1:01.724	+0.774	11:47:50.481

(98) James Simpson			
1	-:--	-	11:39:35.659
2	1:01.757	+0.252	11:40:37.416
3	1:02.591	+1.086	11:41:40.007
4	1:02.028	+0.523	11:42:42.035
5	1:02.895	+1.390	11:43:44.931
6	1:01.505	-	11:44:46.436
7	1:02.600	+1.095	11:45:49.036
8	1:01.646	+0.141	11:46:50.682
9	1:03.452	+1.947	11:47:54.134

(223) Steve Long			
1	-:--	-	11:39:37.632
2	1:01.287	-	11:40:38.919
3	1:02.304	+1.017	11:41:41.223
4	1:01.860	+0.573	11:42:43.083
5	1:02.694	+1.407	11:43:45.778
6	1:02.080	+0.793	11:44:47.858

7	1:02.006	+0.719	11:45:49.864
8	1:01.714	+0.427	11:46:51.578
9	1:02.836	+1.549	11:47:54.414

(77) Ian Fletcher			
1	-:--	-	11:39:35.562
2	1:02.789	+1.114	11:40:38.351
3	1:03.088	+1.413	11:41:41.439
4	1:02.219	+0.544	11:42:43.658
5	1:02.461	+0.786	11:43:46.120
6	1:01.706	+0.031	11:44:47.826
7	1:02.151	+0.476	11:45:49.977
8	1:01.675	-	11:46:51.652
9	1:03.756	+2.081	11:47:55.408

(21) Elliot Stevens			
1	-:--	-	11:39:38.465
2	1:04.411	+2.986	11:40:42.876
3	1:03.026	+1.601	11:41:45.902
4	1:02.744	+1.319	11:42:48.646
5	1:02.800	+1.375	11:43:51.447
6	1:02.524	+1.099	11:44:53.971
7	1:01.425	-	11:45:55.396
8	1:02.282	+0.857	11:46:57.678
9	1:01.547	+0.122	11:47:59.225

(216) Alec Gilfillan			
1	-:--	-	11:39:34.076
2	1:03.267	+0.248	11:40:37.343
3	1:03.448	+0.429	11:41:40.791
4	1:03.690	+0.671	11:42:44.481
5	1:04.556	+1.537	11:43:49.038
6	1:03.459	+0.440	11:44:52.497
7	1:03.019	-	11:45:55.516
8	1:03.120	+0.101	11:46:58.636
9	1:03.415	+0.396	11:48:02.051

(120) Daniel Brown			
1	-:--	-	11:39:37.818
2	1:05.731	+4.393	11:40:43.549
3	1:04.312	+2.974	11:41:47.861
4	1:02.991	+1.653	11:42:50.852
5	1:04.012	+2.674	11:43:54.865
6	1:02.297	+0.959	11:44:57.162
7	1:02.035	+0.697	11:45:59.197
8	1:01.338	-	11:47:00.535
9	1:01.618	+0.280	11:48:02.153

(134) Justin Little			
1	-:--	-	11:39:39.112
2	1:04.854	+2.247	11:40:43.966
3	1:02.716	+0.109	11:41:46.682
4	1:02.916	+0.309	11:42:49.598
5	1:03.661	+1.054	11:43:53.260
6	1:02.607	-	11:44:55.867
7	1:03.260	+0.653	11:45:59.127
8	1:03.152	+0.545	11:47:02.279
9	1:03.059	+0.452	11:48:05.338

(202) Aidy Brennan			
1	-:--	-	11:39:38.482
2	1:04.305	+1.515	11:40:42.787
3	1:03.134	+0.344	11:41:45.921
4	1:02.825	+0.035	11:42:48.746
5	1:04.708	+1.918	11:43:53.455
6	1:03.330	+0.540	11:44:56.785

7	1:03.870	+1.080	11:46:00.655
8	1:03.052	+0.262	11:47:03.707
9	1:02.790	-	11:48:06.497

(104) Cameron Wilson			
1	-:--	-	11:39:36.649
2	1:03.499	+0.086	11:40:40.148
3	1:03.477	+0.064	11:41:43.625
4	1:03.413	-	11:42:47.038
5	1:03.787	+0.374	11:43:50.826
6	1:04.468	+1.055	11:44:55.294
7	1:05.115	+1.702	11:46:00.409
8	1:04.383	+0.970	11:47:04.792
9	1:05.302	+1.889	11:48:10.094

(275) Neil Myatt			
1	-:--	-	11:39:37.661
2	1:05.032	+1.272	11:40:42.693
3	1:05.792	+2.032	11:41:48.485
4	1:03.760	-	11:42:52.245
5	1:03.902	+0.142	11:43:56.148
6	1:04.549	+0.789	11:45:00.697
7	1:04.531	+0.771	11:46:05.228
8	1:04.434	+0.674	11:47:09.662
9	1:04.808	+1.048	11:48:14.470

(114) Sam Horsey			
1	-:--	-	11:39:41.973
2	1:05.825	+3.027	11:40:47.798
3	1:04.952	+2.154	11:41:52.750
4	1:05.783	+2.985	11:42:58.533
5	1:03.454	+0.656	11:44:01.988
6	1:05.678	+2.880	11:45:07.666
7	1:03.422	+0.624	11:46:11.088
8	1:03.195	+0.397	11:47:14.283
9	1:02.798	-	11:48:17.081

(17) Stephen Cullen			
1	-:--	-	11:39:39.846
2	1:04.537	+0.809	11:40:44.383
3	1:06.399	+2.671	11:41:50.782
4	1:08.322	+4.594	11:42:59.104
5	1:05.070	+1.342	11:44:04.175
6	1:04.775	+1.047	11:45:08.950
7	1:03.898	+0.170	11:46:12.848
8	1:03.728	-	11:47:16.576
9	1:03.762	+0.034	11:48:20.338

(170) Richard Dorey			
1	-:--	-	11:39:40.765
2	1:06.439	+2.471	11:40:47.204
3	1:06.091	+2.123	11:41:53.295
4	1:06.194	+2.226	11:42:59.489
5	1:05.290	+1.322	11:44:04.780
6	1:04.900	+0.932	11:45:09.680
7	1:04.394	+0.426	11:46:14.074
8	1:03.968	-	11:47:18.042
9	1:04.535	+0.567	11:48:22.577

(56) Adam Hodgkinson			
1	-:--	-	11:39:45.931
2	1:08.934	+3.922	11:40:54.865
3	1:06.914	+1.902	11:42:01.779
4	1:05.442	+0.430	11:43:07.221
5	1:05.057	+0.045	11:44:12.279
6	1:05.012	-	11:45:17.291

EMRA Club Championships - Round 1

F400 & Earlstocks

Mallory Park 1.390 Miles

Race 2

01/03/2009 11:38

Race (10 Laps)

Lap	Lap Tm	Diff	Time of Day
7	1:06.355	+1.343	11:46:23.646
8	1:07.765	+2.753	11:47:31.411
9	1:07.744	+2.732	11:48:39.155

(226) Colin Young			
Lap	Lap Tm	Diff	Time of Day
1	-:---		11:39:45.539
2	1:08.845	+1.599	11:40:54.384
3	1:08.238	+0.992	11:42:02.622
4	1:07.246	-	11:43:09.868
5	1:07.665	+0.419	11:44:17.534
6	1:08.015	+0.769	11:45:25.549
7	1:07.432	+0.186	11:46:32.981
8	1:08.702	+1.456	11:47:41.683

(228) Jonathan Mold			
Lap	Lap Tm	Diff	Time of Day
1	-:---		11:39:45.502
2	1:10.519	+2.906	11:40:56.021
3	1:10.119	+2.506	11:42:06.140
4	1:08.641	+1.028	11:43:14.781
5	1:08.765	+1.152	11:44:23.547
6	1:08.803	+1.190	11:45:32.350
7	1:07.625	+0.012	11:46:39.975
8	1:07.613	-	11:47:47.588

(136) Mark James			
Lap	Lap Tm	Diff	Time of Day
1	-:---		11:39:44.442
2	1:06.215	+0.938	11:40:50.657
3	1:05.277	-	11:41:55.934
4	1:05.696	+0.419	11:43:01.630
5	1:24.074	+18.797	11:44:25.705
6	1:11.198	+5.921	11:45:36.903
7	1:08.778	+3.501	11:46:45.681
8	1:06.374	+1.097	11:47:52.055

(85) John Hunt			
Lap	Lap Tm	Diff	Time of Day
1	-:---		11:39:44.854
2	1:10.377	+1.106	11:40:55.231
3	1:09.271	-	11:42:04.502
4	1:10.077	+0.806	11:43:14.579
5	1:09.980	+0.709	11:44:24.560
6	1:09.763	+0.492	11:45:34.323
7	1:09.569	+0.298	11:46:43.892
8	1:10.963	+1.692	11:47:54.855

(179) John Turner			
Lap	Lap Tm	Diff	Time of Day
1	-:---		11:39:48.395
2	1:09.723	+1.053	11:40:58.118
3	1:09.755	+1.085	11:42:07.873
4	1:09.470	+0.800	11:43:17.343
5	1:09.566	+0.896	11:44:26.910
6	1:10.908	+2.238	11:45:37.818
7	1:08.670	-	11:46:46.488
8	1:08.700	+0.030	11:47:55.188

(175) Steve Setchell			
Lap	Lap Tm	Diff	Time of Day
1	-:---		11:39:47.020
2	1:09.508	+0.353	11:40:56.528
3	1:10.262	+1.107	11:42:06.790
4	1:09.448	+0.293	11:43:16.238
5	1:09.154	-	11:44:25.393
6	1:10.209	+1.054	11:45:35.602
7	1:11.068	+1.913	11:46:46.670
8	1:10.409	+1.254	11:47:57.079

(20) Andy Wilson			
Lap	Lap Tm	Diff	Time of Day
1	-:---		11:39:47.453

Lap	Lap Tm	Diff	Time of Day
2	1:09.689	+0.239	11:40:57.142
3	1:10.111	+0.661	11:42:07.253
4	1:09.505	+0.055	11:43:16.758
5	1:09.933	+0.483	11:44:26.692
6	1:11.128	+1.678	11:45:37.820
7	1:09.450	-	11:46:47.270
8	1:10.028	+0.578	11:47:57.298

(288) Daniel Bullin			
Lap	Lap Tm	Diff	Time of Day
1	-:---		11:40:11.211
2	1:14.082	+0.664	11:41:25.293
3	1:14.568	+1.150	11:42:39.861
4	1:15.491	+2.073	11:43:55.353
5	1:13.418	-	11:45:08.771
6	1:13.904	+0.486	11:46:22.675
7	1:15.321	+1.903	11:47:37.996

(280) Jason Woodland			
Lap	Lap Tm	Diff	Time of Day
1	-:---		11:39:56.051
2	1:19.380	+3.542	11:41:15.431
3	1:19.520	+3.682	11:42:34.951
4	1:20.647	+4.809	11:43:55.599
5	1:18.517	+2.679	11:45:14.116
6	1:16.979	+1.141	11:46:31.095
7	1:15.838	-	11:47:46.933

(278) Bob Green			
Lap	Lap Tm	Diff	Time of Day
1	-:---		11:39:44.146
2	1:11.565	+3.088	11:40:55.711
3	1:09.998	+1.521	11:42:05.709
4	1:09.947	+1.470	11:43:15.656
5	1:10.597	+2.120	11:44:26.254
6	1:10.172	+1.695	11:45:36.426
7	1:09.434	+0.957	11:46:45.860
8	1:08.477	-	11:47:54.337

(316) Mark Emuss			
Lap	Lap Tm	Diff	Time of Day
1	-:---		11:39:40.788

EMRA Club Championships - Round 1

Lapchart


F400 & Earlystocks

Mallory Park 1.390 Miles

Race 2

01/03/2009 11:38

Race (10 Laps)



Competitors	Laps									
	1	2	3	4	5	6	7	8	9	10
Mark Hornsey (194)	194	127	127	127	127	127	127	127	127	127
Richard Saunders (127)	127	194	194	194	194	194	194	194	194	194
Mike Dorey (169)	169	169	169	169	169	169	169	169	169	169
Alec Gilfillan (216)	216	216	98	98	3	3	3	3	3	3
Ian Fletcher (77)	77	98	216	3	98	98	98	98	98	98
James Simpson (98)	98	3	3	223	223	77	223	223	223	223
Simon Edmondson (3)	3	77	223	77	77	223	77	77	77	77
Cameron Wilson (104)	104	223	77	216	216	216	21	21	21	21
Steve Long (223)	223	104	104	104	104	21	216	216	216	216
Neil Myatt (275)	275	275	21	21	21	104	134	120	120	120
Daniel Brown (120)	120	202	202	202	134	134	120	134	134	134
Elliot Stevens (21)	21	21	134	134	202	202	104	202	202	202
Aidy Brennan (202)	202	120	120	120	120	120	202	104	104	104
Justin Little (134)	134	134	275	275	275	275	275	275	275	275
Stephen Cullen (17)	17	17	17	114	114	114	114	114	114	114
Richard Dorey (170)	170	170	114	17	17	17	17	17	17	17
Mark Emuss (316)	316	114	170	170	170	170	170	170	170	170
Sam Hornsey (114)	114	136	136	136	56	56	56	56	56	56
Bob Green (278)	278	226	56	56	226	226	226	226	226	226
Mark James (136)	136	56	226	226	228	228	228	228	228	228
John Hunt (85)	85	85	85	85	85	85	85	85	136	136
Jonathan Mold (228)	228	278	278	228	175	175	136	278	278	278
Colin Young (226)	226	228	228	278	136	278	278	85	85	85
Adam Hodgkinson (56)	56	175	175	175	278	136	179	179	179	179
Steve Setchell (175)	175	20	20	20	20	179	175	175	175	175
Andy Wilson (20)	20	179	179	179	179	20	20	20	20	20
John Turner (179)	179	280	280	288	288	288	288	288	288	288
Jason Woodland (280)	280	288	288	280	280	280	280	280	280	280
Daniel Bullin (288)	288	288	288	288	288	288	288	288	288	288